



CREATING EMOTION

SINCE 1967

2020 COLLECTION





# #live

Your desires, your passion, your freedom, your rejuvenation, your family. Motorhome travel is no longer a state of mind, it's a need. A need to live your life. Your little piece of home, which follows you on every adventure in every moment and every season.



Over 50 years of history .....	4
100% polyester motorhome.....	6
Fitted joinery.....	7
Recovery System .....	8
Protect System.....	9
Chassis .....	10
Comfort & Design.....	11
Low-profile & A-Class features.....	12
FLEURETTE.....	14
Migrateur range .....	16
Magister range .....	20
Discover range .....	26
FLORIUM.....	32
Baxter range .....	34
Mayflower range .....	38
Winchester range .....	44
BLACK PEARL limited edition series .....	52
Specs .....	56
Upholstery.....	60
Overview of layouts.....	62





# 2019

Over 50 years  
*of shares  
emotion*

“ Our experience and customer focus have enabled us to adapt to the changing times. This vision led us in 2016 to broaden our horizons by manufacturing campervans under the WESTFALIA and STYLEVAN EMOTION brands. And, to accelerate even faster, we decided to launch a new industrial project with the construction of a new production plant in Benet (Sud Vendée), which will be home to high-tech joinery and edicated assembly lines. This enables us to create a link between the past and the future, training new teams every day, patiently passing on our love of good craftsmanship.

**1967**

Jean-Lucas creates the first folding caravan, the Super or “Petite Fleurette”



**1977**

Production of the first on-demand motorhome with a choice of designs.



**1980**

Creation of the rigid folding caravan. It is equipped with assisted unfolding with automatic locking



**1986**

Presentation of the first “river permit” boat, the LUCAS 1000



**1993**

Launch of the first range of low-profile models



**2007**

Launch of the first low-profile Fleurette, Discover



**2010**

Launch of the Florium contemporary line



**2017**

Gathering of the most loyal Fleurette customers to celebrate the brand's 50th anniversary



Resolutely looking to the future, our teams carry on our company's 50 years of Made in France craftsmanship, from our first Super folding caravans right up to our latest 80LMF A-Class model. The recipe has never changed, based on pioneering techniques and hand-made design to satisfy the most exigent customers, combined with major investment in the production chain in the form of a design office of creative talents.

European group Rapido, a leader in the today's market for motorhomes, mobile homes, fitted vans and vans with elevating roofs. We share with the group the values of a family business: proximity, quality and innovation for French customers and their European neighbors. ”

**Michaël LANGOUËT,**  
General Manager

**2** brands of camping-car

**2** brands of van

**25** professions

**170** specialist artisans

**5** production workshops

**15** layouts

**29** possible styles

## The leader in premium motorhomes in France



# 100% REINFORCED POLYESTER MOTORHOMES,

and unique, established expertise

FLEURETTE CONSTRUCTEUR is, today, the only manufacturer in Europe to offer 100% polyester vehicles, produced entirely in our factory in the Vendée.

Equipped with a new unique workshop in Europe, we produce our motorhomes' bodywork to the same high traditional standard as top-class boats, thanks to our in-house specialists.

## High-quality raw materials:

Our polyester composite is made up of three elements:

- The "high-tech" **gel coat**, a thermosetting resin-based covering, sprayed into our moulds, creating the smooth and coloured surface of pieces. It is used to provide a high finish and act as a varnish.
- The **fibreglass** lining is a material with structuring properties which ensures mechanical strength.
- A **resin matrix**, a material resistant to damp conditions, which extends the bodywork's lifespan.

## Polyester storage area hatches:

Our insulated storage areas boast a moulded polyester panel that helps absorb impacts when handling tables, chairs, bicycles, etc.



## The advantages of 100% polyester bodywork:

- Aesthetic and shiny bodywork
- Smooth appearance that doesn't change over time
- Repairable material
- A solid, anti-hail living area thanks to 3 mm thickness
- Optimum insulation provided by athermal material



Explore our polyester workshop in photos on Fleuret TV

# JOINERY FITTED,

expertise passed on through generations

For 50 years, the Fleurette Constructeur joinery teams have been dedicated to continuing traditions in order to offer elegance, robustness and a high-quality finish for our motorhomes.

As joinery is historically a Fleurette Constructeur's expertise, we take great care over the joinery work for our vehicles, bringing you unique settings and interiors, and continuing the leitmotiv of artisanal cabinetmaker Jean Lucas, who founded the brand in 1967.

Today, combining industrial performance, digital order processing and artisanal craftsmanship, the joinery team draws on its skills and a wide variety of processes, working together to relentlessly enrich the layouts of our motorhomes.



## A design office dedicated to sophistication and elegance

Using high-performance design software, our developers strive every year to bring you new layouts and ingenious designs that match your lifestyle and deliver great storage spaces.



Pear Tree Woodwork (for Fleurette)



Cedar Woodwork (for Florium)



Elm Woodwork  
(option extra for Florium Winchester only, from 7.40 m)

Watch a video about all the stages in the production of our vehicles' furniture on YouTube





# THE ONLY ASSEMBLY METHOD OF ITS KIND IN EUROPE,

by Fleurette Constructeur

Drawing on our experience in vehicle assembly, and driven to deliver top technical skills, Fleurette Constructeur has developed an exclusive procedure: the Recovery System.



A recovery assembly system that is more resistant than end-to-end assembly, guaranteeing perfect waterproofing. The roof and polyester rear superimposed without contact onto the sandwich panel create an effective thermal barrier.

Polyester skin on the roof, which retains its shape and is resistant to the impact of hail.

The back side covers the roof and sides.

Full-width unfolding storage area for optimized storage. Upholstered and heated for better insulation. It is also upholstered and insulated.

Reinforced extension frame in galvanized steel: designed to support large weights and optimize your towing capacity. Our water tanks are fitted to the middle of the chassis for better load distribution.

Double-joint polyester gate guaranteeing perfect waterproofing of the storage area.

The hood is installed as a covering for the roof and sides.

Wraparound panoramic wide-angle windscreen, increased visibility for your safety.

Flush bay improving the thermal insulation and security of your vehicle (cannot be removed from the outside).

The bottoms of the cab are attached to the lateral panels. They are easy to repair in the garage.



Watch our video about the production of our insulating linings

All the materials in contact with the exterior are rot-resistant and create a watertight shield that enables us to offer you a 5-year watertightness warranty, including 3 years without follow-up inspection. To ensure that this guarantee is as effective as possible during these 5 years, a watertightness check will be requested at the start of the 4<sup>th</sup> and 5<sup>th</sup> year.

# GREATER INSULATION AND RESISTANCE

for maximum robustness

The structure of our vehicles guarantees a high level of production for optimum insulation, increased resistance and reinforced protection.



With a polyester coating under the chassis and polyurethane brackets, this System ensures the vehicle's underfloor seal and prevents moisture infiltration by capillary action.



The insulating XPS Styrofoam (30 mm of Styrofoam either side and in the floor) is renowned for its great thermal and acoustic insulating properties, water-resistance and lightness.

The fibre composite/wood combination strengthens the structure of the walls and floor, combining the long-lasting properties of the composite with the exceptional solidity of solid wood.

Polyurethane strip

Polyester

Wooden strip

Styrofoam

## Trademark construction by Fleurette Constructeur

### 50 years of experience in protecting your motorhome:

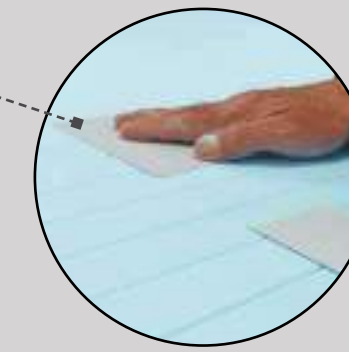
- Against infiltrations, thanks to our exclusive production process and piercing-free covering assembly.
- Against storms thanks to the use of polyester, with its anti-hail effect and protection against small bumps, gravel, UV, the impact of bad weather on the roof and walls, and protection against salt under the floor.
- Against heat, cold and noise, thanks to the use of polyester and our Styrofoam insulation.

### Elevating roof:

The Fleurette Constructeur elevating roof enables you to install and protect all your accessories without adding extra bulk to your roof. No nasty surprises for toll barriers and optimum air circulation.



Aluminium inserts in the panelling ensure the perfect stability of the structure and furniture (150 hard points on average).



# FIAT CCS CHASSIS

because your safety is essential



Designed and produced for motorhomes, and an indisputable market leader, the FIAT CCS chassis offers the ideal foundations for producing manoeuvrable, reliable and robust motorhomes.

- Anti-roll bar on the front and back for increased stability.
- Special reinforced motorhome tyres.
- Extra-wide rear track for better handling.
- 19 cm wide track for optimal handling on Magister and Mayflower

The range of Multijet Euro 6D engines from 140 CV to 180 CV offers increased performance thanks to an excellent weight, consumption and emission ratio.



The FIAT CCS chassis is installed as standard on the Fleurette Migrateur/Florium Baxter and Fleurette Magister/Florium Mayflower ranges.

	140 MULTIJET 2.3	160 MULTIJET 2.3	180 MULTIJET 2.3
Horsepower	140	160	180
Turbine	Variable geometry	Variable geometry	Variable geometry
Torque (Nm)	350Nm	380Nm	400Nm
Automatic gearbox*	9 gears (optional)	9 gears (optional)	9 gears (optional)
Technology	SCR	SCR	SCR

\*Requires 16" rims on low-profile models (increases vehicle height)



A top-of-the-range model, the innovative design of the AL-KO AMC CHASSIS offers increased security, better handling and unrivalled driving comfort.

Your motorhome handles better thanks to a lower centre of gravity and optimized usable load.



# COMFORT AND DESIGN

for your daily well-being

## TOUCHSCREEN-CONTROLLED HEATING FOR YOUR MOTORHOME



Touch screen-controlled heating for your motorhome Truma Combi Heating owes its success to the fact that it is compact, effective and reliable. It combines hot water and heating in a single piece of equipment and has for many years been the top-selling motorhome heating system on the market. Every year, Truma redevelops its systems to remain the most innovative brand in Germany.

- Operates on gas and electricity as an option extra.
- Air and water are heated with 97% efficiency using 1800W electric resistance heating.
- Collision sensor that cuts the gas in the event of an accident.
- Exists in two systems, Combi 4 E (4000 W), Combi 6 E (6000 W). The Truma EH makes it possible to use the heating on 220V. This season, this is provided as standard on the models Black Pearl Baxter 64LDF, Mayflower 70LMF/74LMF and Winchester 71LMF/75LMF.

## STUNNING FURNITURE

with spacious integrated storage solutions



Optional coffee maker

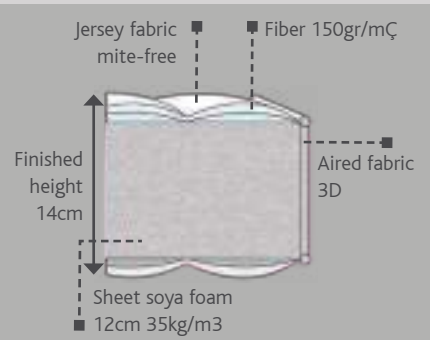


## LUXURY BEDDING

Sleep is essential to your health and wellbeing, which is why we want you to be as comfortable as possible. All of our mattresses are made from 35kg/m² density soy-based Evoluflex foam and sit on a slat base

Benefits:

- 12 cm highly durable foam panel
- 150 g/m² hypoallergenic filling
- anti-acarid jersey equipment on both sides of the bed
- adapts to your morphology



Make your vehicle more comfortable with a travel blanket and feel even more at home.














# LOW-PROFILE & A-CLASS EXTRAS FEATURES

## FITTINGS for all models



### ■ Combine **SAFE** and **PLEASURABLE** driving

- 1 - HEATED, ELECTRIC WING-MIRRORS\*
- 2 - SPEED LIMITER & REGULATOR\*
- 3 - DOUBLE AIRBAGS\*
- 4 - CAB & LIVING AREA CENTRAL LOCKING WITH DUAL ANCHOR POINT

### ■ Carefully thought out, sophisticated **DESIGN**

- 5 - BRASS BATHROOM FITTINGS WITH CERAMIC CARTRIDGE
- 6 - BACKLIT SHOWER COLUMN WITH ADJUSTABLE FLOW
- 7 - 100% LED INTERIOR LIGHTING

### ■ **FITTINGS** designed to make everyday life easier

- 8 - LATERAL EXTRACTION DIGITAL COOKER HOOD\*
- 9 - ELEVATING ROOF FOR STORING ACCESSORIES
- 10 - HEATED AND INSULATED WATER TANK
- 11 - CENTRAL GLOVE COMPARTMENT\*
- 12 - 5<sup>TH</sup> SEAT (ONLY FOR 70 LD LOW-PROFILE MODEL)
- 13 - GAS PRESSURE REGULATOR WITH CRASH SENSOR FOR TWO-CYLINDER OPERATION\*


### ■ **COMFORT** designed for your well-being on board

- 14 - INSULATED, OPENING POLYESTER FOOTBOARD
- 15 - POLYESTER SHOWER CUBICLE
- 16 - CAB CARPETTING AS STANDARD
- 17 - INSULATING, ACOUSTIC AND THERMAL COVERING ON THE ROOF
- 18 - MP3, CD, USB AND BLUETOOTH RADIO WITH HANDS FREE KIT\*
- 19 - CAB AIR CONDITIONING\*
- 20 - FLUSH WINDOWS WITH DAMPERS
- 21 - GERFLOR FLOOR COVERING (ACOUSTIC PROPERTIES, UNDERFOOT COMFORT, WATERTIGHTNESS, ANTI-SCRATCH VARNISH, ENVIRONMENTALLY-FRIENDLY)

*\*Included in the Comfort Pack*

## FEATURES ON A-CLASSES ONLY

- 1 - RETRACTABLE ELECTRIC STEP
- 2 - INSULATED AND HEATED DOUBLE FLOOR WITH INBUILT STORAGE SPACE
- 3 - OUTDOOR SHOWER AND PLUG AS STANDARD
- 4 - SOFT TOUCH DASHBOARD
- 5 - DOUBLE FLOOR TRAPDOOR





# Simplicity and togetherness...

All the little motorhome pleasures  
that make your life wonderful.

— **FLEURETTE** —



# MIGRATEUR

R A N G E

THE ULTRA-COMPACT LOW-PROFILE

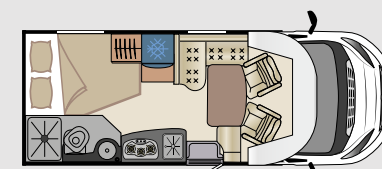
WIDTH : 2,23 m

HEIGHT : 2,65 m\*

\*With 15" rims, excluding fittings

## 60LG

LEFT-HAND SIDE BED



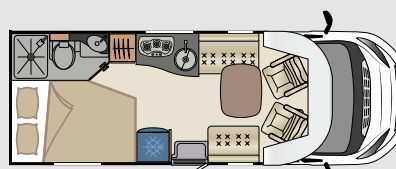
5,99M

x4 | 
 x3 | 
 x4

TV not supplied

## 64LDF

RIGHT-HAND SIDE BED FACE-TO-FACE  
LIVING ROOM



6,47M

x4 | 
 x3 | 
 x4

TV not supplied

NEW



### METALLIC PACK:

Enjoy greater exclusivity and sophistication with the Metallic pack:

- Metallic grey cab
- LED day running lights
- Special cab exterior décor



« Spending  
time together »





# MIGRATEUR

R A N G E

**COMPACT STYLE,**  
lower height and improved  
turning circle for easier manoeuvring.

**2 LAYOUTS,**  
one with face-to-face living room  
(unique layout in the market).

**CLEVER STORAGE,**  
for fully maximised  
onboard space.



Living room 60 LG - Beige/Tenerife upholstery



Bedroom 60 LG



Kitchen 60 LG



Storage area 60 LG



Bathroom 60 LG



Cooker hood and storage 60 LG



# MAGISTER

R A N G E

THE ULTRA-SPACIOUS LOW-PROFILE

WIDTH : 2,34 m

HEIGHT : 2,75 m\*

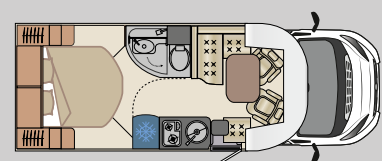
\*With 15" rims, excluding fittings



« Get away  
and reconnect »

## 65LCX

CENTRAL BED



6,50M

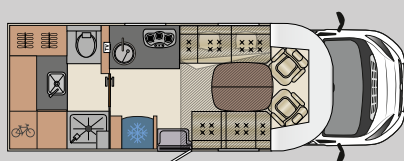
👤 x4 | 📺 x3 | 🍷 x4

TV not supplied

## 69LO

LOUNGE WITH STORAGE AREA  
+ 150 CM ELECTRIC DROP-DOWN BED

NEW



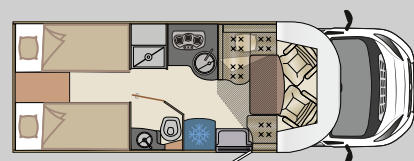
6,97M

👤 x4 | 📺 x4 | 🍷 x6

TV not supplied

## 69LJG

TWIN BEDS GARAGE STORAGE SPACE +  
OPTIONAL 1-BERTH ELECTRIC DROP-DOWN BED



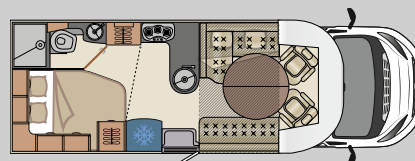
6,97M

👤 x4 | 📺 x3 | 🍷 x5

TV not supplied

## 70LD

RIGHT-HAND SIDE BED MAXI LIVING  
ROOM + ELECTRIC DROP-DOWN DOUBLE  
BED



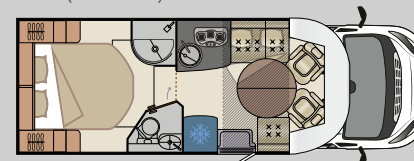
6,97M

👤 x5 | 📺 x5 | 🍷 x7

TV not supplied

## 70LMF

CENTRAL BED + FACE-TO-FACE LIVING  
ROOM + ELECTRIC DROP-DOWN SINGLE  
BED (OPTION)



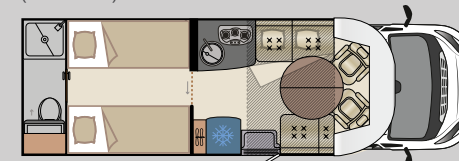
6,97M

👤 x4 | 📺 x3 | 🍷 x5

TV not supplied

## 73LJF

TWIN BEDS + FULL-WIDTH BATHROOM  
+ ELECTRIC DROP-DOWN DOUBLE BED  
(OPTION)



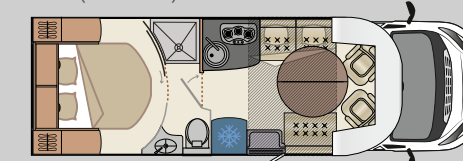
7,38M

👤 x4 | 📺 x3 | 🍷 x5

TV not supplied

## 74LMF

CENTRAL BED FACE-TO-FACE LIVING  
ROOM + ELECTRIC DROP-DOWN DOUBLE  
BED (OPTION)



7,38M

👤 x4 | 📺 x3 | 🍷 x5

TV not supplied



# MAGISTER

R A N G E

**INTERIOR COMFORT,**  
spacious living room, top quality bedding,  
attention to detail.

**7 LAYOUTS,**  
including 2 models with electric  
drop-down bed as standard.

**CLEVERLY-DESIGNED STORAGE,**  
numerous cupboards and spacious  
storage areas to hold everything  
you need.



Living room 70 LD Grey/Gotland upholstery



Bedroom 69 LJG



Kitchen 70 LD



Bathroom 70 LD



Storage area 69 LJG



Kitchen 69 LJG





Living room 74 LMF without drop-down bed - Beige/Malta upholstery



Drop-down bed and Living room 73 LJF (option)



Kitchen 73 LJF



Living room 73 LJF Chocolate Ivory Emocuir leather upholstery



Bedroom 73 LJF



# DISCOVER

R A N G E

THE ULTRA-SPACIOUS LOW-PROFILE

WIDTH : 2,30 m

HEIGHT : 2,88 m\*

\*Excluding fittings

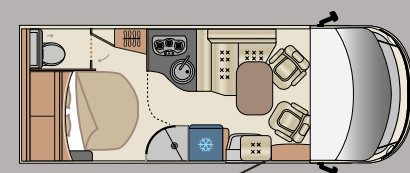


« Feel rejuvenated  
with a change  
of scenery »



## 65LMC

CENTRAL BED



6,59M

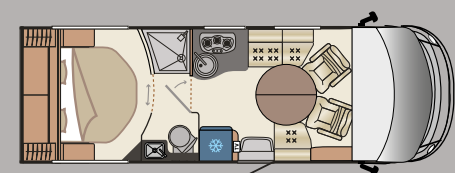
👤 x4 | 📺 x4 | 🍷 x5

TV not supplied

## 71LMF

CENTRAL BED FACE-TO-FACE LIVING ROOM

NEW



7,19M

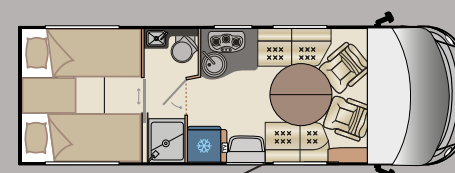
👤 x4 | 📺 x4 | 🍷 x4

TV not supplied

## 74LJG

TWIN BEDS OVER GARAGE  
+ FACE-TO-FACE LIVING ROOM

NEW



7,46M

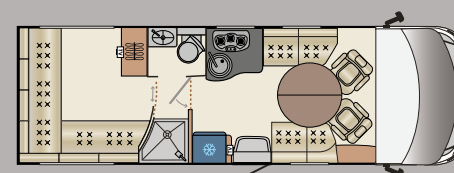
👤 x4 | 📺 x4 | 🍷 x6

TV not supplied

## 75LOFT

FRONT FACE-TO-FACE LIVING ROOM  
+ LARGE REAR LIVING ROOM

NEW



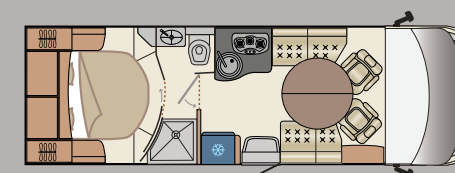
7,46M

👤 x3 | 📺 x3 | 🍷 x6

TV not supplied

## 75LMF

HEIGHT-ADJUSTABLE CENTRAL BED  
+ FACE-TO-FACE LIVING ROOM



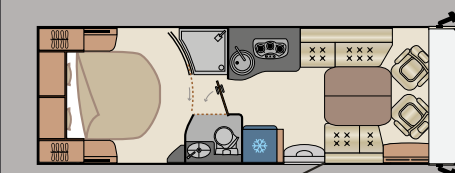
7,46M

👤 x4 | 📺 x4 | 🍷 x6

TV not supplied

## 80LMF (PL)

HEIGHT-ADJUSTABLE CENTRAL BED  
+ FACE-TO-FACE LIVING ROOM



7,95M

👤 x4 | 📺 x4 | 🍷 x7

TV not supplied



# DISCOVER

R A N G E

**LUXURY QUALITY,**  
with a panoramic view  
and premium fittings.

**6 LAYOUTS,**  
so you can find  
the right one for you.

**LARGE SPACES,**  
for up to 7 people onboard.



Bedroom 74 LJG



Living room 74 LJG – Ivory Emocuir leather upholstery




Bathroom 74 LJG



Storage area 74 LJG



« Mezzanine bed » 2 places on all the A-classes



Wardrobe and compartment under the bed 74 LJG





Living room 75 LMF – Ivory Emocuir leather upholstery



Bedroom 75 LMF



Kitchen compartment 75 LMF



Bathroom 75 LMF



Storage area 75 LMF and 80 LMF





— FLORIUM —

# On the road

A thirst for culture and excitement  
drive your free time; your motorhome is  
always ready to hit the road with you.



# BAXTER

## RANGE

THE COMPACT, FASHIONABLE  
LOW-PROFILE

WIDTH : 2,23 m

HEIGHT : 2,65 m\*

\*With 15" rims, excluding fittings

Living room 60 LG - Beige/Tenerife Upholstery

### 60LG

LEFT-HAND SIDE BED



5,99M



x4



x3



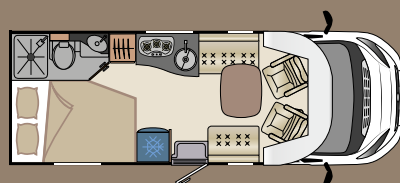
x4

TV not supplied

### 64LDF BLACK PEARL

HEIGHT-ADJUSTABLE CENTRAL BED  
+ FACE-TO-FACE LIVING ROOM

NEW



6,47M



x4



x3



x4

TV not supplied



### GOLD AND BLACK PACK:

Gain increased exclusivity and sophistication with the Gold and Black pack:

- Champagne cab
- LED day running lights
- Special cab exterior décor
- Varnished black grill

# Enjoy great times together

The Baxter low-profile range combines compactness and modularity in its layouts and storage. Travel at your own pace, as you wish, in complete freedom.

Alcohol abuse is bad for your health,  
consume in moderation.



# BAXTER

## RANGE

**A SIZE THAT CAN GO ANYWHERE,**  
making it easy to travel  
wherever you want to go.

**2 MODULAR LAYOUTS,**  
including 1 Black Pearl edition model.

**PLENTIFUL STORAGE**  
and a 150-litre refrigerator.



*Living room 60 LG - Beige/Taupe Upholstery*



*Kitchen 60 LG*



*150 litre fridge with 25 litre freezer compartment*



*Bedroom 60 LG*



*Bathroom 60 LG*



# MAYFLOWER

## RANGE

THE HAUTE-COUTURE  
LOW-PROFILE

WIDTH : 2,34 m

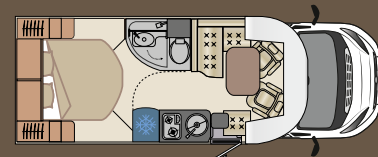
HEIGHT : 2,75 m\*

\*With 15" rims, excluding fittings



### 65LCX

CENTRAL BED



6,50M

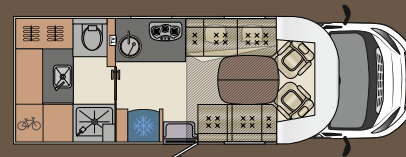
👤 x4 | 📺 x3 | 🍷 x4

TV not supplied

### 69LO

LOUNGE WITH STORAGE AREA  
+ 150 CM ELECTRIC DROP-DOWN BED

NEW



6,97M

👤 x4 | 📺 x4 | 🍷 x6

TV not supplied

### 69LJG

TWIN BEDS GARAGE STORAGE SPACE +  
OPTIONAL 1-BERTH ELECTRIC DROP-DOWN  
BED



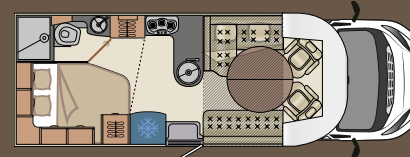
6,97M

👤 x4 | 📺 x3 | 🍷 x5

TV not supplied

### 70LD

RIGHT-HAND SIDE BED MAXI LIVING  
ROOM + ELECTRIC DROP-DOWN DOUBLE  
BED



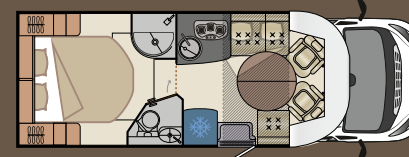
6,97M

👤 x5 | 📺 x5 | 🍷 x7

TV not supplied

### 70LMF BLACK PEARL

CENTRAL BED + FACE-TO-FACE LIVING  
ROOM + ELECTRIC DROP-DOWN SINGLE  
BED (OPTION)



6,97M

👤 x4 | 📺 x3 | 🍷 x5

TV not supplied

### 73LJF

TWIN BEDS + FULL-WIDTH BATHROOM  
+ ELECTRIC DROP-DOWN DOUBLE BED  
(OPTION)



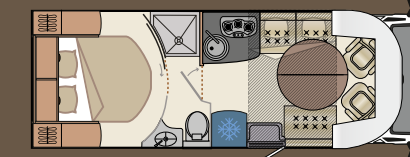
7,38M

👤 x4 | 📺 x3 | 🍷 x5

TV not supplied

### 74LMF BLACK PEARL

CENTRAL BED FACE-TO-FACE LIVING  
ROOM + ELECTRIC DROP-DOWN DOUBLE  
BED (OPTION)



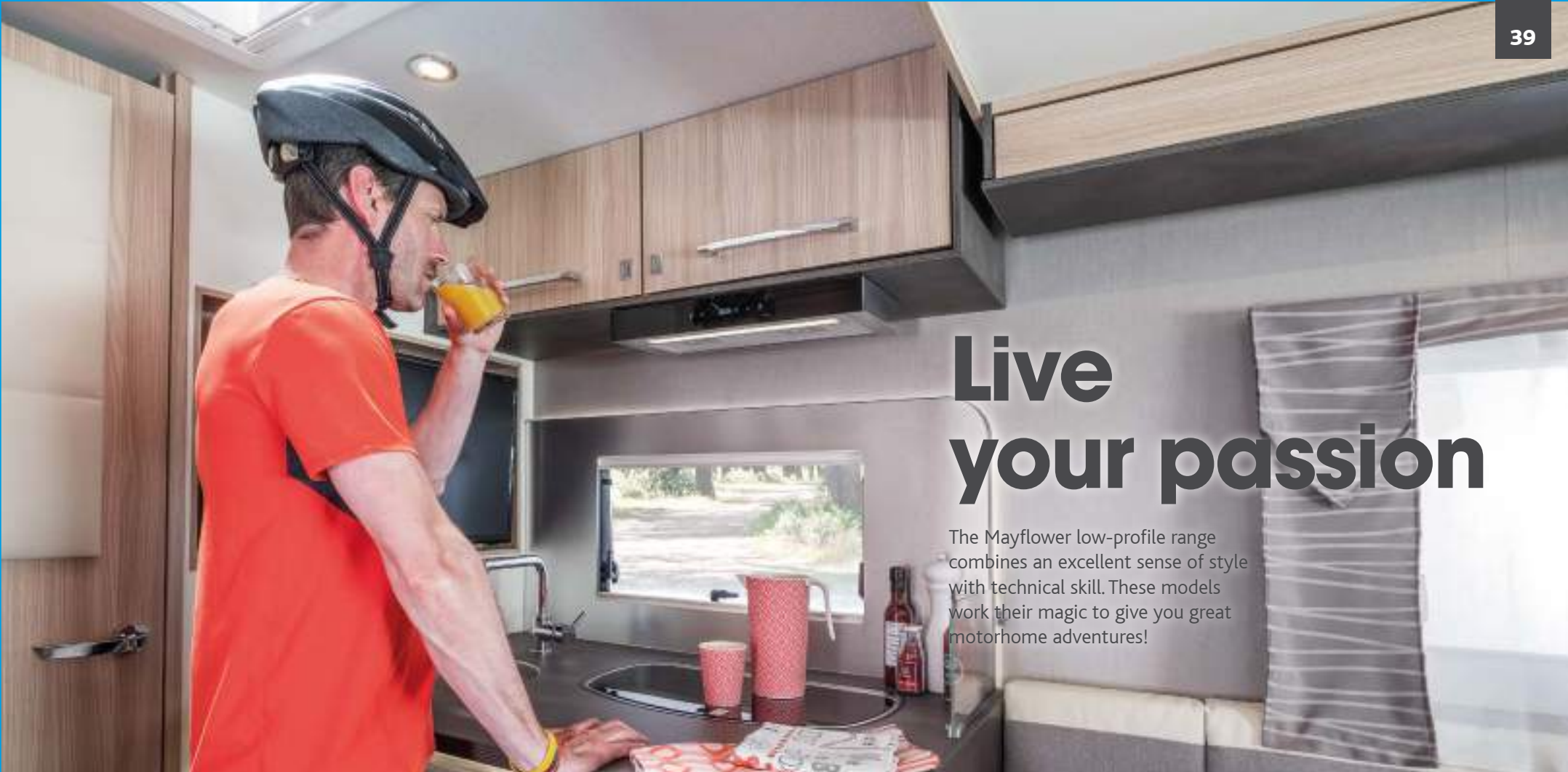
7,38M

👤 x4 | 📺 x3 | 🍷 x5

TV not supplied

# Live your passion

The Mayflower low-profile range combines an excellent sense of style with technical skill. These models work their magic to give you great motorhome adventures!





# MAYFLOWER

## RANGE

**FACE-TO-FACE LIVING ROOM,**  
available for 4 models.

**INTERIOR HEIGHT  
UP TO 1.95 M,**  
for your onboard comfort.

**7 MODULAR LAYOUTS,**  
including 2 Black Pearl edition models.



Living room 65 LCX : Grey/Gotland upholstery



Spare bed in the 65LCX living room for your young children



Bedroom 65 LCX



Storage area 65 LCX



Bathroom 65 LCX





Storage area 69 LO



Reduced height of the bed 69 LO



XXL volumes for the 69 LO living room and kitchen



Bathroom 69 LO



Storage 69 LO



Bathroom dressing room storage 69LO



Low bed 69 LO



# WINCESTER

## R A N G E

PREMIUM A-CLASS

WIDTH : 2,30 m

HEIGHT : 2,88 m\*

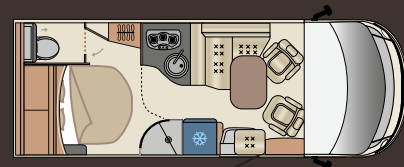


\*Excluding fittings



### 65LMC

CENTRAL BED



6,59M

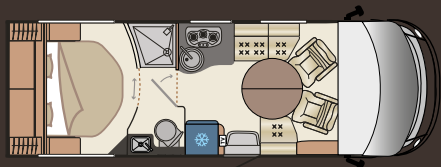
👤 x4 | 📺 x4 | 🍷 x5

TV not supplied

### 71LMF BLACK PEARL

CENTRAL BED FACE-TO-FACE LIVING ROOM

NEW



7,19M

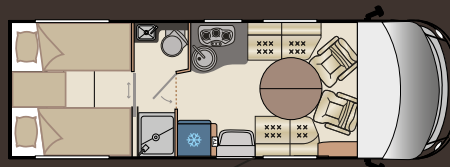
👤 x4 | 📺 x4 | 🍷 x4

TV not supplied

### 74LJG

TWIN BEDS OVER GARAGE + FACE-TO-FACE LIVING ROOM

NEW



7,46M

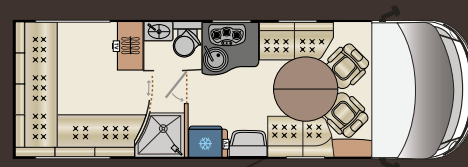
👤 x4 | 📺 x4 | 🍷 x6

TV not supplied

### 75LOFT

FRONT FACE-TO-FACE LIVING ROOM + LARGE REAR LIVING ROOM

NEW



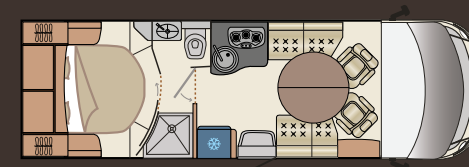
7,46M

👤 x3 | 📺 x3 | 🍷 x6

TV not supplied

### 75LMF BLACK PEARL

HEIGHT-ADJUSTABLE CENTRAL BED + FACE-TO-FACE LIVING ROOM



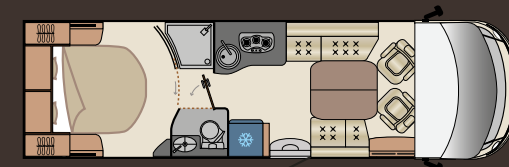
7,46M

👤 x4 | 📺 x4 | 🍷 x6

TV not supplied

### 80LMF (PL)

HEIGHT-ADJUSTABLE CENTRAL BED + FACE-TO-FACE LIVING ROOM



7,95M

👤 x4 | 📺 x4 | 🍷 x7

TV not supplied

## Travel in first class

The Wincester A-class range delivers onboard elegance, comfort and sophistication. Travel the world with your friends and family in a luxury setting thanks to its impressive living spaces and inviting, opulent ambience.

Alcohol abuse is bad for your health, consume in moderation.



# WINCESTER

## RANGE

**CHOICE OF 2 FURNITURE COLOURS,**  
cedar or elm (option)  
for models over 7.40 m.

**6 MODULAR LAYOUTS,**  
including 2 Black Pearl edition models.

**2.88 M EXTERIOR HEIGHT**  
(excluding fittings).



Living room 65 LMC Pepper/Beige upholstery



Bedroom and Bathroom 65 LMC



65LMC backlit shower




Kitchen 65 LMC






Front lounge 75 LOFT




Kitchen storage 75 LOFT




Kitchen 75 LOFT



Storage area 75 LOFT



Reduced height of the bed 75 LOFT (option drop-down bed)



Rear lounge 75 LOFT





Living room 80 LMF – Ivory 100% full-grain leather upholstery



Kitchen 80 LMF



Bedroom 80 LMF



Storage area 80 LMF






# LIMITED EDITION

## BLACK PEARL

available for Baxter 64 LDF, Mayflower 70 LMF/74 LMF and Winchester 71 LMF/75 LMF.



Baxter 64 LDF



Kitchen and bedroom Baxter 64 LDF

### Limited edition fittings Baxter 64 LDF

- Black alloy rims
- Two-tone Emocuir leather upholstery
- Ivory Black interior style
- Black headlight rims, spoiler and grill
- Combi 4 EH heating (electric and gas)
- Black trim finish
- Black Pearl silkscreen print



Living room Baxter 64 LDF



Bathroom Baxter 64 LDF



Baxter 64 LDF

### Limited edition fittings Mayflower 70 LMF and 74 LMF

- Black alloy rims
- Two-tone Emocuir leather upholstery
- Ivory Black style
- 4EH Combi heating (electricity and gas) for the 70 LMF and 6EH Combi for the 74 LMF
- Black Pearl silkscreen print



Mayflower 70 LMF

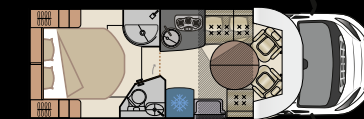


Bedroom Mayflower 70 LMF

Step inside these three models to discover our Florium-exclusive pack. Within this chic, modern atmosphere, you can enjoy a high quality finish that is bold yet comfortable. The Black Pearl finish features premium fittings and stands out with its nautical-inspired finish and luxury look, which make you feel like you are travelling in first class.



Living room Mayflower 70 LMF



Mayflower 70 LMF



Mayflower 74 LMF





Winchester 71 LMF

### Limited edition fittings Winchester 71 LMF

- Two-tone Emocuir leather upholstery
- Ivory Black interior style
- Combi 6 EH heating (electric and gas)
- Black trim finish
- Black Pearl silkscreen print
- Wide angle reversing camera on wing mirror



Living room Winchester 71 LMF



Bathroom Winchester 71 LMF



Winchester 71 LMF

Bedroom Winchester 71 LMF



### Limited edition fittings Winchester 75 LMF

- Two-tone Emocuir leather upholstery
- Ivory Black interior style
- Combi 6 EH heating (electric and gas)
- Black Pearl silkscreen print
- Wide angle reversing camera on wing mirror
- Black trim finish



Winchester 75 LMF

Kitchen Winchester 75 LMF



Living room Winchester 75 LMF



Winchester 75 LMF



## SPECS

DIMENSIONS AND WEIGHT	MIGRATEUR / BAXTER		MAGISTER / MAYFLOWER							DISCOVER / WINCESTER					
	60 LG	64 LDF	65 LCX	69 LJG	69 LO	70 LD	70 LMF	73 LJF	74LMF	65 LMC	71 LMF	74 LJG	75 LOFT	75 LMF	80 LMF
Overall Length (cm) +/- 5 %	5,99	6,47	6,5	6,97	6,97	6,97	6,97	7,38	7,38	6,59	7,19	7,46	7,46	7,46	7,95
Overall width (in cm) without rear view mirrors opened +/- 5 %	2,23	2,23	2,34	2,34	2,34	2,34	2,34	2,34	2,34	2,3	2,3	2,3	2,3	2,3	2,3
Overall Height (cm) +/- 5 %	2,65	2,65	2,75	2,75	2,75	2,75	2,75	2,75	2,75	2,88	2,88	2,88	2,88	2,88	2,88
MTPLM (Cross vehicle weight, kg)	3500	3500	3500	3500	3500	3500	3500	3500	3500	3500	3500	3500	3500	3500	4400
MIRO (Unladen weight, kg) +/- 5 %	2752	2837	2987	3157	3088	3038	3034	3112	3051	3040	3094	3123	3209	3145	3370
Travel places	4	4	4	4	4	5	4	4	4	4	4	4	3	4	4
Eating places	4	4	4	5	6	7	5	5	5	5	4	6	6	6	7
Sleeping places	3	3	3	3 (S)/4(O)	4	5	3 (S)/4(O)	3 (S)/4(O)	3 (S)/4(O)	4	4	4	3 (S)/5 (O)	4	4

Weight and measures subjected to tolerance of +/- 5 %

SERVICES AND AUTONOMY	MIGRATEUR / BAXTER		MAGISTER / MAYFLOWER							DISCOVER / WINCESTER					
	60 LG	64 LDF	65 LCX	69 LJG	69 LO	70 LD	70 LMF	73 LJF	74LMF	65 LMC	71 LMF	74 LJG	75 LOFT	75 LMF	80 LMF
Gas locker for 1 bottle 13 KG	S	-	-	-	-	-	-	-	-	-	-	-	-	-	-
Gas locker for 2 bottles 13 KG + 6KG	-	S	-	-	-	-	-	-	-	-	-	-	-	-	-
Gas locker for 2 bottles 2 X 13 KG	-	-	S	S	S	S	S	S	S	S	S	S	S	S	S
DUO CONTROL CS enables you to travel while using the gas heating	O	O	O	O	O	O	O	O	O	S	S	S	S	S	S
Fresh water frostprotected (L)	120	120	120	120	120	120/20*	120	120/20*	120/20*	205/20*	205/20*	205/20*	205/20*	205/20*	205/20*
Waste water frostprotected (L)	119	119	119	119	119	119	119	119	119	125	125	125	125	125	125
Manual waste water drainage system	S	S	S	S	S	S	S	S	S	-	-	-	-	-	-
Electrical waste water drainage system	-	-	-	-	-	-	-	-	-	S	S	S	S	S	S
Truma Combi4 with 10 L boiler	S	S	S	S	S	S	S	-	-	-	-	-	-	-	-
Truma Combi6 with 10 L boiler	-	-	-	-	-	-	-	S	(S) Except Mayflower Black Pearl	S	S	S	S	S	-
Truma Combi EH with 10 L boiler	O	(O) on Magister (S) on Mayflower Black Pearl	O	O	O	O	(O) on Magister (S) on Mayflower Black Pearl	O	(O) on Magister (S) on Mayflower Black Pearl	O	(O) on Discover (S) on Winchester Black Pearl	O	O	(O) on Discover (S) on Winchester Black Pearl	-
ALDE central heating	-	-	-	-	-	-	-	-	-	-	-	O	O	-	S
Pre-wiring for TV and loud speakers	S	S	S	S	S	S	S	S	S	S	S	S	S	S	S
Pre-wiring for reversing camera	S	S	S	S	S	S	S	S	S	S	S	S	S	S	S
220V socket - 12 V socket - TV socket	S	S	S	S	S	S	S	S	S	S	S	S	S	S	S
100 Ah semi stationary auxillary battery	1	1	1	1	1	1	1	1	1	1	1	1	1	1	1
Charger transformer with separation coupler	S	S	S	S	S	S	S	S	S	S	S	S	S	S	S
LCD control panel (water, battery, inside and outside temperature)	S	S	S	S	S	S	S	S	S	S	S	S	S	S	S
LED lighting above the cell door	S	S	S	S	S	S	S	S	S	S	S	S	S	S	S
USB port	S	S	S	S	S	S	S	S	S	S	S	S	S	S	S

\* Taring regulation valve 20 l : in order to respect the payload

Fleurette Constructeur reserves the right to modify the characteristics and the equipments of its products, at any time, without advance notice

s = Standard/

o = Option

- = Not available

## LOW - PROFILES

## A - CLASSES

## STANDARD BASE

STANDARD BASE	MIGRATEUR / BAXTER		MAGISTER / MAYFLOWER							DISCOVER / WINCESTER					
	60 LG	64 LDF	65 LCX	69 LJG	69 LO	70 LD	70 LMF	73 LJF	74LMF	65 LMC	71 LMF	74 LJG	75 LOFT	75 LMF	80 LMF
FIAT	S	S	S	S	S	S	S	S	S	S	S	S	S	S	S
AL-KO chassis	-	-	-	-	-	-	-	-	-	S	S	S	S	S	S
Cylinders (cm³)	2,3	2,3	2,3	2,3	2,3	2,3	2,3	2,3	2,3	2,3	2,3	2,3	2,3	2,3	2,3
Tax power (HP) - France ONLY	8	8	8	8	8	8	8	8	8	8	8	8	8	8	8
Maximum power (Kw CEE)	104	104	104	104	104	104	104	104	104	104	104	104	104	104	117
DIN power (H.P.)	140	140	140	140	140	140	140	140	140	140	140	140	140	140	160
Maximum torque (Nm)	350	350	350	350	350	350	350	350	350	350	350	350	350	350	380
Total admissible vehicule weight (Kg)	5500	5500	5500	5500	5500	5500	5500	5500	5500	5500	5500	5500	5500	5500	6000
Wheelbase (mm)	3450	3800	4035	4035	4035	4035	4035	4035	4035	3450	4035	4300	4300	4300	4675
Front overhang (mm)	948	948	948	948	948	948	948	948	948	1028	1028	1028	1028	1028	1028
Back overhang (mm)	1590	1728	1534	1989	1989	1989	1989	1989	2399	2127	2155	2140	2140	2140	2244
Fuel tank capacity (L)	75 / 19	75 / 19	75 / 19	75 / 19	75 / 19	75 / 19	75 / 19	75 / 19	75 / 19	75 / 19	75 / 19	75 / 19	75 / 19	75 / 19	90 / 19
Radiator grill and spoiler black lacquered (exclusive Black Pearl)	-	-	-	-	-	-	(-) on Magister (S) on Mayflower Black Pearl	-	(-) on Magister (S) on Mayflower Black Pearl	-	-	-	-	-	-
Gearbox (number of gears)	6	6	6	6	6	6	6	6	6	6	6	6	6	6	6
Speed regulator and cruise control	O	O	O	O	O	O	O	O	O	S	S	S	S	S	S
Cab air conditioning	S	S	S	S	S	S	S	S	S	S	S	S	S	S	S
Electric windows	S	S	S	S	S	S	S	S	S	S	S	S	S	S	S
Electric side mirrors	O	O	O	O	O	O	O	O	O	S	S	S	S	S	S
Heated side mirrors	O	O	O	O	O	O	O	O	O	S	S	S	S	S	S
Tinted windscreen and windows	S	S	S	S	S	S	S	S	S	S	S	S	S	S	S
Remote controlled central locking (including cell door)	S	S	S	S	S	S	S	S	S	S	S	S	S	S	S
Driver's airbag	S	S	S	S	S	S	S	S	S	S	S	S	S	S	S
Passenger's airbag	O	O	O	O	O	O	O	O	O	S	S	S	S	S	S
SRA immobiliser system	S	S	S	S	S	S	S	S	S	S	S	S	S	S	S
ABS braking	S	S	S	S	S	S	S	S	S	S	S	S	S	S	S
Radio CD-MP3-USB Bluetooth	O	O	O	O	O	O	O	O	O	S	S	S	S	S	S
Focal loud speaker	O	O	O	O	O	O	O	O	O	S	S	S	S	S	S
Rearview camera	O	O	O	O	O	O	O	O	O	O	(O) on Discover (S) on Winchester Black Pearl	O	O	(O) on Discover (S) on Winchester Black Pearl	O
Captain Chair swivelling driver's and passenger chair with 2 armrests	S	S	S	S	S	S	S	S	S	S	S	S	S	S	S
Cab seatcovers to match cabin trim	S	S	S	S	S	S	S	S	S	S	S	S	S	S	S
Fitted carpet in the cab	S	S	S	S	S	S	S	S	S	S	S	S	S	S	S
Daytime LED road lighting	O	O	O	O	O	O	O	O	O	S	S	S	S	S	S
Puncture repair kit	S	S	S	S	S	S	S	S	S	S	S	S	S	S	S
Alloy wheels	O	O	O	O	O	O	(O) on Magister (S) on Mayflower Black Pearl	O	(O) on Magister (S) on Mayflower Black Pearl	S	S	S	S	S	S

Les accessoires montés en option ou chez le distributeur ne sont pas compris dans le détermination du poids à vide des camping-cars

s = Standard/

o = Option

- = Not available



58 PACKS			LOW - PROFILES								A - CLASSES					
	MIGRATEUR / BAXTER		MAGISTER / MAYFLOWER								DISCOVER / WINCESTER					
	60 LG	64 LDF	65 LCX	69 LJG	69 LO	70 LD	70 LMF	73 LJF	74LMF	65 LMC	71 LMF	74 LJG	75 LOFT	75 LMF	80 LMF	
Comfort Pack: Hartal cell door with flyscreen, Remis front windscreen	O	O	O	O	O	O	O	O	O	-	-	-	-	-	-	
Optimum Pack: Alde central heating, Heavy chassis 40H, engine Fiat 2,3 Multijet 160 HP	-	-	-	-	-	-	-	-	-	-	-	O	-	O	S	
Metalic Pack (on Fleurette range): metallic grey cab, LED running lights	O	O	O	O	O	O	O	O	O	-	-	-	-	-	-	
Gold & Black Pack (on Florium): champagne cab color, LED running lights	O	O	O	O	O	O	O	O	O	-	-	-	-	-	-	
Navigation Pack: Kenwood mulitmedia GPS + reversing camera	O	O	O	O	O	O	O	O	O	O	O	O	O	O	O	
Traction + pack: electronic differential, ASR, hill start assistance	O	O	O	O	O	O	O	O	O	S	S	S	S	S	S	

ENGINES	MIGRATEUR / BAXTER		MAGISTER / MAYFLOWER							DISCOVER / WINCESTER					
	60 LG	64 LDF	65 LCX	69 LJG	69 LO	70 LD	70 LMF	73 LJF	74LMF	65 LMC	71 LMF	74 LJG	75 LOFT	75 LMF	80 LMF
FIAT 2,3 Multijet 140 HP	S	S	S	S	S	S	S	S	S	S	S	S	S	S	-
FIAT 2,3 Multijet 140 HP Automatic gearbox	O	O	O	O	O	O	O	O	O	O	O	O	O	O	-
FIAT 2,3 Multijet 160 HP	O	O	O	O	O	O	O	O	O	O	O	O	O	O	S
FIAT 2,3 Multijet 160 HP Automatic gearbox	O	O	O	O	O	O	O	O	O	O	O	O	O	O	O
FIAT 2,3 Multijet 180 HP	O	O	O	O	O	O	O	O	O	O	O	O	O	O	O
FIAT 2,3 Multijet 180 HP Automatic gearbox	O	O	O	O	O	O	O	O	O	O	O	O	O	O	O

CELL EQUIPMENTS	MIGRATEUR / BAXTER		MAGISTER / MAYFLOWER							DISCOVER / WINCESTER					
	60 LG	64 LDF	65 LCX	69 LJG	69 LO	70 LD	70 LMF	73 LJF	74LMF	65 LMC	71 LMF	74 LJG	75 LOFT	75 LMF	80 LMF
138 LAES refridgerator with frozen food compartment	-	-	S	-	-	-	-	-	-	-	-	-	-	-	-
150 LAES refridgerator with frozen food compartment	S	S	-	S	S	S	S	S	S	S	S	S	S	S	S
160 LAES refridgerator with frozen food compartment and integrated grill hoven	-	O	-	O	O	O	O	O	O	O	O	O	O	O	O
Extractor hood with side extraction	O	O	O	O	O	O	O	O	O	S	S	S	S	S	S
Stainless steel 2-burner hob with glass cover	-	-	S	-	-	-	-	-	-	-	-	-	-	-	-
Stainless steel 3-burner hob with glass cover	S	S	-	S	S	S	S	S	S	S	S	S	S	S	S
Stainless steel	S	S	S	S	S	S	S	S	S	S	S	S	S	S	S
Kitchen mixer tap	S	S	S	S	S	S	S	S	S	S	S	S	S	S	S
Bottle racks	S	S	-	-	-	-	-	-	-	S	S	S	S	S	S
Central table with extension	-	-	S	-	S	S	S	S	S	-	S	S	S	S	S
Bathroom with shower cabinet	S	S	S	S	S	S	S	S	S	S	S	S	S	S	S
Brass-chromed washbasin and shower	S	S	S	S	S	S	S	S	S	S	S	S	S	S	S
Telescopic towel rail	S	S	S	S	S	S	S	S	S	S	S	S	S	S	S
Curtain panels, nettings, bed cover, tartan rug on middle bed only	O	O	O	O	O	O	O	O	O	S	S	S	S	S	S
Opening, double glazed windows with anti UV-treatment	S	S	S	S	S	S	S	S	S	S	S	S	S	S	S
Blind and flyscreen on all the windows	S	S	S	S	S	S	S	S	S	S	S	S	S	S	S

Fleurette Constructeur reserves the right to modify the characteristics and the equipments of its products, at any time, without advance notice

s = Standard/    o = Option    - = Not available

CELL EQUIPMENTS	LOW - PROFILES									A - CLASSES						59
	MIGRATEUR / BAXTER		MAGISTER / MAYFLOWER							DISCOVER / WINCESTER						
	60 LG	64 LDF	65 LCX	69 LJG	69 LO	70 LD	70 LMF	73 LJF	74LMF	65 LMC	71 LMF	74 LJG	75 LOFT	75 LMF	80 LMF	
Cell door XL	-	S	-	-	S	-	-	-	-	-	-	-	-	-	S	
Sliding window with bling and flyscreen on the cell door	O	O	O	O	O	O	O	O	O	S	S	S	S	S	S	
Flyscreen on the cell door	O	O	O	O	O	O	O	O	O	S	S	S	S	S	S	
Folded cab blinds	O	O	O	O	O	O	O	O	O	S	S	S	S	S	S	
Fabric cab curtains	-	-	O	O	O	O	O	O	O	-	-	-	-	-	-	
Bed with slatted frame and Bultex type high-density mattress	S	S	S	S	S	S	S	S	S	S	S	S	S	S	S	
Rear bed dimensions	1920 x 1300	1920 x 1300	1900 x 1500	1965 x 800 (x2)	-	1900 x 1350	1900 x 1500	1965 x 800 (x2)	1900 x 1500	1900 x 1300	1900 x 1500	800 x 2000 (x2)	(O) 1900 x 1400	1900 x 1500	1900 x 1500	
Front bed dimensions	1900 x 690	1800 x 810	1930x 927	(O) 1900x 900	1900 x 1500	1900 x 1300	(O) 1900 x 1100	(O) 1900 x 1300	(O) 1900 x 1300	1850 x 1350	1850 x 1350	1850 x 1350	1850 x 1350	1850 x 1350	1850 x 1350	
Front lounge converts to a bed with a telescopic table foot	S	S	S	S	S	S	S	S	S	-	-	-	-	-	-	
Drop-down bed for 2 persons with slatted frame	-	-	-	O	S	S	O	O	O	S	S	S	S	S	S	
Rigid bedroom partition	-	-	-	S	S	-	S	S	S	-	S	S	S	S	S	
Curtain bedroom partition	-	S	S	-	-	S	-	-	-	S	-	-	-	-	-	
TV bracket	1	1	1	1	1	1	1	1	1	1	1	1	1	1	1	
Wardrobe	1	1	2	2	2	2	2	1	2	1	2	1	2	2	2	
Storage compartment under the bed	S	S	S	S	-	S	S	S	S	S	S	S	S	S	S	
Drawers / storage compartment under the dinette bench seat	S	S	S	S	S	S	S	S	S	-	-	-	-	-	-	
Inside storage compartment in the double floor	-	-	-	-	-	-	-	-	-	S	S	S	S	S	S	
External access to the double floor	-	-	-	-	-	-	-	-	-	S	S	S	S	S	S	
Electric stepladder	-	-	-	-	-	-	-	-	-	S	S	S	S	S	S	
Skylight with blind and flyscreen	S	S	S	S	S	S	S	S	S	S	S	S	S	S	S	
Garage doors	H41 x L70	H41 x L96	H70 x L86 H70 x L86	H114 x L70 H68 x L63	H114 x L70 H68 x L63	H41 x L96	H80 x L70 H68 x L63	H178 x L52 H41 x L70	H114 x L70 H68 x L63	H95 x L79	H95 x L79 H80 x L85	H79 x L114 H41 x L72	H54 x L79 H16 x L89	H114 x L79 H80 x L85	H114 x L79 H80 x L85	
Garage storage volume (in liters)	700	900	1350	2400	2140	900	1800	1320	1900 à 2300	1400	2300	2800	1100	2300 à 2700	2300 à 2700	
Electrical bed adjustment	-	-	-	-	-	-	-	-	S	-	-	-	-	S	S	
Under-floor garage compartment in polyester	-	-	-	S	-	-	S	-	S	S	S	S	S	S	S	
Body work in polyester	S	S	S	S	S	S	S	S	S	S	S	S	S	S	S	
Styrofoam insulation, 36 mm thick in the sides and floor	S	S	S	S	S	S	S	S	S	S	S	S	S	S	S	
Sturdy wood/composite structure	S	S	S	S	S	S	S	S	S	S	S	S	S	S	S	
Under floor with polyester Protect System	S	S	S	S	S	S	S	S	S	S	S	S	S	S	S	
Polyester skin on the roof with greater resistance to bad weather	S	S	S	S	S	S	S	S	S	S	S	S	S	S	S	
Roof deck	O	O	O	O	O	O	O	O	O	S	S	S	S	S	S	
2 points safety belt	-	1	-	-	-	1	1	-	-	-	1	-	-	-	-	
Height-adjustable 3-point safety belts	2	1	2	2	2	2	1	2	2	2	1	2	1	2	2	

Optional accessories are not included for the determination of the motorhomes empty weight

s = Standard/    o = Option    - = Not available



# CUSTOMIZING YOUR INTERIOR HAS NEVER BEEN SO EASY!

MADE IN  
FRANCE  
BY FLEURETTE

Because your second home should be as comfortable as your first, we offer you resolutely modern and fashionable style, placing your comfort first.

By choosing the fabric for your bench seats and cushions, you can create a cocooning atmosphere, in your style.

## 29 POSSIBLE COMBINATIONS, for a style that resembles you, always with class!

### 1 CHOOSE THE SEATING AND CUSHION FABRIC



Pepper



Taupe



Beige




Grey

### 2 CHOOSE THE SEAT BACK FABRIC



Tenerife




Gotland



Pepper



Taupe



Malta



Beige  
(not compatible  
with the Beige  
seat)

Create your **UNIQUE STYLE!**

## OVER TO YOU!

Here are four combination ideas:



BEIGE & TENERIFE



TAUPE & BEIGE




GREY & GOTLAND




BEIGE & MALTA

### YOU CAN ALSO CHOOSE LEATHER FOR YOUR LIVING ROOM\*


Ivory-Taupe  
Emocuir




Ivory  
Emocuir



Chocolate  
Emocuir



Ivory 100%  
full-grain leather



\*option

### BLACK PEARL EDITION UPHOLSTERY



RÉALISÉE  
PAR UN MAÎTRE  
SELLIER  
FRANÇAIS



# CHOOSE THE MOTORHOME THAT RESEMBLES YOU

## COMPACT LOW-PROFILES

HxL : 2,65 M\*\* x 2,23 M

	FLEURETTE MIGRATEUR	FLORIUM BAXTER	FLEURETTE MAGISTER	FLORIUM MAYFLOWER
≤ 6 M	60 LG P.16 / P.34 5,99 m			
≤ 6,50 M	64 LDF* Black Pearl Ed. on Florium P.16 / P.34 / P.52 6,47 m		65 LCX P. 20 / P.38 6,50 m	
			69 LO NEW P. 20 / P.38 6,97 m	
			69 LJG Electric drop-down bed (optional extra) P. 20 / P.38 6,97 m	
≤ 7,00 M			70 LD 5 seats P. 20 / P.38 6,97 m	
			70 LMF Black Pearl Ed. on Florium Electric drop-down bed (optional extra) P. 20 / P.38 / P.53 6,97 m	
≤ 7,50 M			73 LJF P. 20 / P.38 7,38m	
			74 LMF Black Pearl Ed. on Florium P. 20 / P.38 / P.53 7,38 m	

\* TV not supplied

## SPACIOUS LOW-PROFILES

HxL : 2,75 M\*\* x 2,34 M

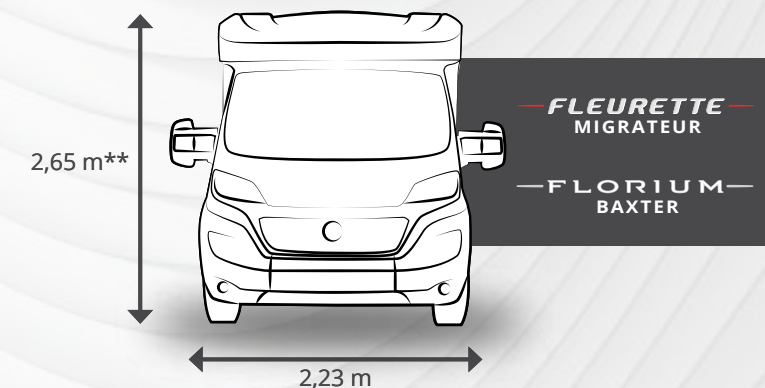
## PREMIUM A-CLASSES

HxL : 2,88 M\*\*\* x 2,30 M

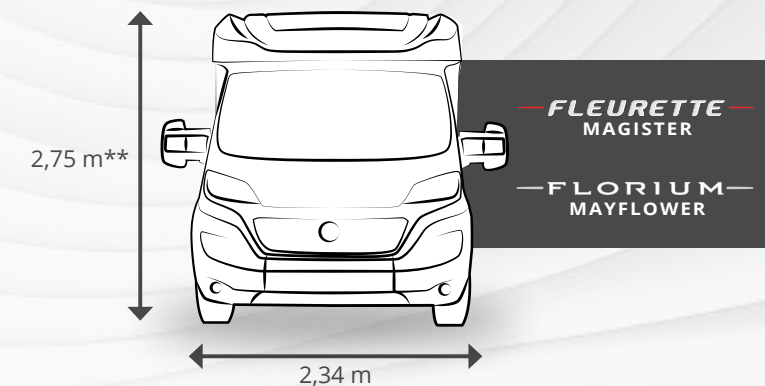
	FLEURETTE DISCOVER	FLORIUM WINCESTER
≤ 6,70 M	65 LMC P.26 / P.44 6,59 m	
≤ 7,10 M	71 LMF* Black Pearl Ed. on Florium P.26 / P.44 / P.54 7,19 m	
	74 LJG* P.26 / P.44 7,46 m	
≤ 7,50 M	75 LOFT* P.26 / P.44 7,46 m	
	75 LMF Black Pearl Ed. on Florium P.26 / P.44 / P.55 7,46 m	
≤ 8 M HEAVY TRUCK	80 LMF P.26 / P.44 7,95 m	

\* TV not supplied


## COMPACT LOW-PROFILES



## SPACIOUS LOW-PROFILES



## PREMIUM A-CLASSES



\*\*With 15" rims, excluding fittings  
\*\*\*Excluding fittings



# OUR PARTNER DEALERS

## In France:

- 06 Mistral Camping-Cars
- 11 TPL Narbonne
- 11 TPL Castelnaudary
- 13 TPL Aubagne
- 14 Horizon Caen
- 16 Remy Frères
- 17 L.D.L La Rochelle
- 18 Solyne (Bourges Camping-Cars)
- 22 Jacqueline Plénée Jugon
- 26 Andrieux Camping-Cars
- 27 Horizon Evreux
- 29 Bonjour Caravaning
- 30 TPL Nîmes
- 31 TPL Toulouse
- 33 Horizon Bordeaux
- 33 Horizon Peujard
- 34 TPL Montpellier
- 35 YPOCAMP Ouest Evasion
- 37 Camping-Cars de Touraine
- 38 Alpes Evasion 38
- 39 Juraloisir
- 40 YPOCAMP Loisirs 40
- 42 Loisirs Concept
- 43 Velay loisirs
- 44 Caravaning Central Nantes
- 45 3CF Camping Car Centre France
- 47 Loisireo Agen
- 50 Sosson Evasion
- 56 SLC 56
- 59 Lestréringuez Seclin
- 59 Lestréringuez Beauvois-en-Cambresis
- 60 CLC Wattellier Loisirs
- 62 Caravan'Or Béthunes
- 63 Evasion 63
- 67 Loisirs Camping-Cars
- 69 Camping-Car 69
- 72 Huchet Loisirs
- 74 Isacar Loisirs
- 76 Caravane Service Jousse
- 80 Brousse Loisirs
- 85 L.D.L Benet
- 85 L.D.L La Roche-sur-Yon
- 86 Vienne Aventure

## Abroad:

- |                |   |
|----------------|---|
| Germany        | REISEMOBILE HARTMANN                    |
| Germany        | CARAVANING GALERIE GmbH Mülheim-Kärlich |
| Germany        | CARAVANING GALERIE GmbH Affing          |
| Belgium        | CAMPERDISIAC                            |
| Belgium        | CTM MOTORHOMES Maldegem                 |
| Belgium        | CTM MOTORHOMES Berlaar                  |
| Spain          | GORBEA CENTRO CARAVANING                |
| Spain          | CARAVANAS OSITO Valencia                |
| Spain          | CARAVANAS OSITO Cabra                   |
| Spain          | NAUTICARAVAN                            |
| Netherlands    | HEBO CAMPERS                            |
| Portugal       | VIDICAR                                 |
| United Kingdom | HARBOUR CREEK MOTORHOMES                |
| United Kingdom | WANDAHOME KNOTTINGLEY                   |
| Switzerland    | GARAGE DU CHÂTEAU S.A.                  |



JOIN THE  
FLEURETTE CLUB  
[www.fleurette-ccc.fr](http://www.fleurette-ccc.fr)

## EXCELLENT SERVICE QUALITY

for purchases made with complete peace of mind

## FLEURETTE ASSISTANCE :

24 hours a day, 7 days a week, in France, abroad or at home, a team of trained on-line motorhome troubleshooting and assistance engineers are available to reassure you and assist you whatever happens.

Services free-of-charge in the 1<sup>st</sup> year for all new Fleurette\* and Florium\* motorhomes

To find out more about our assistance service, visit [www.fleurette-constructeur.fr/en](http://www.fleurette-constructeur.fr/en)

## WARRANTY AND SERVICES:



*\*After 12 months, you will be asked if you wish to continue the service.  
For more information, contact +33 3 29 29 85 85*

Some models presented in this catalogue may be shown with option equipment. Non-contractual photos: stylistic elements, décor and accessories not included. Since part of FLEURETTE CONSTRUCTEUR production is intended for export, the technical characteristics of the models may vary from one country to another; for an exact definition of the models marketed, please consult your dealer. FLEURETTE CONSTRUCTEUR reserves the right to make modifications to its models without notice. Despite the care taken in the production of this catalogue, it cannot be taken as a contractual document.

## STAY IN CONTACT



Route de Niort  
85490 Benet - France  
[www.fleurette-florium.fr/en](http://www.fleurette-florium.fr/en)

