



CREATING
emotion

FLORIUM
by *FLEURETTE*

Everyone has their own lifestyle and ideal motorhome experience.

We are inspired by your passion.




**Experience and explore
freely, without limits.**
Stylish & Modern
Distinction by FLORIUM

Pages 8 to 15 > FLORIUM



Pages 16 to 23 > FLORIUM
by FLEURETTE



**Enjoy stress-free travel
and refresh your senses.**
Natural & Authentic
Exception FLORIUM by FLEURETTE

Pages 24 to 27 > CRISTAL
limited edition series



Travel in the finest of motorhomes.
Exceptional & Elegant
Choose from our limited edition range

FLORIUM
by FLEURETTE

Made in France excellence
for motorhome journeys.



Made in France
By Fleurette Constructeur

Over 50 years of history **04**
100% polyester and fitted joinery **06**
Assembly method and insulation **07**

Streamlined & Stylish **08**
By Florium

Baxter range **10**
Mayflower range **12**
Winchester range **14**

Authentic & Elegant **16**
Florium by Fleurette

Migrateur range **18**
Magister range **20**
Discover range **22**

Different & Unique **24**
Cristal limited edition series

Your choices
Customising your motorhome

Specs **28**
Upholstery **32**
Overview of layouts **34**

Fleurette Constructeur
Injecting emotion
into every journey.

FLEURETTE CONSTRUCTEUR

Choosing responsible,
French manufacturing.

Continuously looking to the future, our teams carry on our company's 50 years of «Made in France» craftsmanship, from our first Super folding caravans right up to our latest 68LMC A-Class models.

Our commitment has not changed since we started: "Creating high quality, premium recreational vehicles designed for the onboard wellbeing of our motorhome users." And we have delivered on our promise for over 50 years through our expertise in cutting-edge techniques combined with our hand-crafting skills, to deliver products that meet the highest expectations. Our experience and customer focus have enabled us to adapt to changing behaviours and nurture the passion for motorhomes that excites us as much as our customers.

We are committed to tackling environmental and financial challenges by improving our production methods. Our environmental impact, local production, choice of materials, energy savings and more form part of our key priorities.

+ 2,000
hours of training
every year
for our employees

100%
of our vehicles are
fitted with EURO 6D
engines to reduce their
environmental impact.

94% of our suppliers
of European plywood hold
PEFC certification,
which guarantees
sustainable
forest management.

We aim to work with local
partners within a radius of
20 km of our sites
in order to support the regional
and national economy and
reduce our carbon footprint.



Since 2005 FLEURETTE CONSTRUCTEUR belongs to the European group Rapido, a leader in the today's market for motorhomes, mobile homes, fitted vans and vans with elevating roofs. We share with the group the values of a family business: proximity, quality and innovation for French customers and their European neighbours.

STRIVING TO DEVELOP WITHIN A DURABLE, HEALTHY ECOSYSTEM

*Our commitment
for more than 50 years.*

REDUCING OUR ENVIRONMENTAL IMPACT

We are committed to minimising the impact of our business on the planet through: our waste processing policy (from suppliers to recycling); 94% of our suppliers of European plywood holding PEFC certification which guarantees sustainable forest management; a study on introducing compactors in 2022; and support for a local association that creates hives to produce organic, healthy honey.

SUPPORTING THE LOCAL ECONOMY

We prefer local partners in order to support the regional and national economy, and help minimise the carbon footprint created by transporting our goods. As part of the French Fab, which promotes French industries abroad, it is important to us that we choose suppliers who share our values and environmental concerns, and are involved in our local economy.



MODERN, ECO-FRIENDLY MANUFACTURING

This vision came into play when we increased our buildings. When we built our new plant in Benet in 2018, numerous measures were taken in terms of heating, lighting and water. Everything was done to protect natural resources.



MORE ENERGY-EFFICIENT VEHICLES

- 100% LED cell lighting for a 10-fold reduction in energy consumption, which can be which is automated to adjust consumption as much as possible.
- Shower head with water saver for more autonomy.
- Polyester front and roof in our motorhomes for better insulation.
- Battery management system to monitor the remaining autonomy of the cell battery.
- Optimised dust extraction equipment for healthy air and reduced CO2 emissions into the atmosphere.



RESPONSIBLE EMPLOYER

FLEURETTE CONSTRUCTEUR has always focused on sustainable employment by constantly striving to ensure job stability, diversity, inclusivity, equality and upskilling throughout the career of each and every employee. Kindness, perseverance and commitment are key values that motivate all of us in our roles.

Choose Fleurette Constructeur: the specialist in **PREMIUM FRENCH MOTORHOMES**

FLEURETTE CONSTRUCTEUR has always drawn on its meticulous manufacturing work to offer elegant motorhomes with sophisticated interiors, where a blend of the traditional, the modern and the creative make a harmonious whole. FLEURETTE CONSTRUCTEUR is one of the few companies to have its own polyester workshop and to manufacture all of its furniture and composite parts. "We have an eye for detail and high standards in terms of quality and finish. That is why we wanted our employees' skills to cover all areas, from design to assembly." Our teams hand down this unique know-how and keenly use those skills to satisfy all of our Florium by Fleurette motorhome enthusiasts.

TWO BRANDS AND TWO STYLES FOR MOTORHOME TRAVEL

Florium by Fleurette has its longstanding signature charm with welcoming woodwork and cosy styles.


Florium has its bright styles and decisively modern touch.

MODELS DESIGNED BY OUR DESIGN OFFICE

Using high-performance design software, our developers strive every year to bring you new layouts and ingenious designs that match your lifestyle and deliver great storage spaces.



LEARN ABOUT OUR EXPERTISE
AT FLEURETTE-CONSTRUCTEUR.FR/EN/



100% REINFORCED
POLYESTER
bodywork motorhomes



Today, FLEURETTE CONSTRUCTEUR is the only manufacturer in Europe with 100% polyester bodywork vehicles, which are produced entirely in our factory in the Vendée region.

QUALITY, DURABLE RAW MATERIALS.

- 1/ The high-tech gel coat.
- 2/ The fiberglass lining.
- 3/ The resin matrix.

Joinery FITTED



Today, combining industrial performance, digital order processing and artisanal craftsmanship, the joinery team draws on its skills and a wide variety of processes, working together to relentlessly enrich the layouts of our motorhomes.

Two woods, two styles:

- **Walnut** for Discover, Magister and Migrateur.
- **Cedar** for Baxter, Mayflower and Winchester.

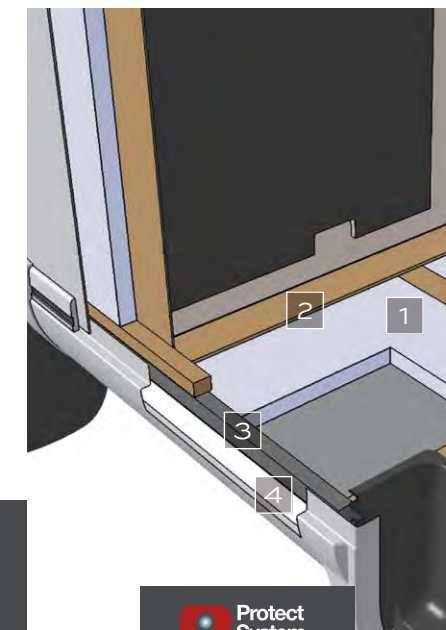


Recovery System,
The only assembly
method OF ITS KIND
IN EUROPE



- The hood, roof and rear are attached/affixed without drilling, by covering the sides.
- Wraparound panoramic wideangle windscreen, increased visibility for your safety.
- Lowered full-width polyester storage area on chassis extension. It is padded and heated for greater insulation.
- Flush bay improving the thermal insulation and security of your vehicle (cannot be removed from the outside).

Protect System,
OPTIMAL
DURABILITY and
INSULATION



The insulating XPS Styrofoam (30 mm of Styrofoam either side and in the floor) is renowned for its great thermal and acoustic insulating properties, water-resistance and lightness.

The fibre composite/wood combination strengthens the structure of the walls and floor, combining the long-lasting properties of the composite with the exceptional solidity of solid wood.

- 1/ Styrofoam
- 2/ Wooden strip
- 3/ Polyurethane strip
- 4/ Polyester



Experience and explore freely, without limits.

Stylish & Modern

Distinction by **FLORIUM**

BAXTER RANGE

THE COMPACT, FASHIONABLE
LOW-PROFILE

TV not supplied

60LG

Left-hand side bed

👤x4 / 🚪x3 / 🚰x4



64LDF

Right-hand side bed
face-to-face living room

👤x4 / 🚪x3 / 🚰x4



65LJG

Twin beds

👤x4 / 🚪x3 / 🚰x4



68LMC

Central bed

👤x4 / 🚪x3 / 🚰x4



MAYFLOWER RANGE

THE HAUTE-COUTURE LOW-PROFILE

TV not supplied

67LO

Lounge with storage area
+ 150 cm electric drop-down
double bed

👤x3/4 / 🚪x4 / 🚰x6



70LMF

Central bed + face-to-face living
room + Electric drop-down single
bed (Option)

👤x3/4 / 🚪x3 4 optional / 🚰x5



73LJG

Twin beds + face-to-face
living room + Electric drop-down
double bed (Option)

👤x3/4 / 🚪x3 4 optional / 🚰x5



74LMF

Central bed face-to-face living
room + Electric drop-down double
bed (Option)

👤x3/4 / 🚪x3 4 optional / 🚰x5



WINCESTER RANGE

PREMIUM A-CLASS

TV not supplied

69LMC

Central bed over storage
area + L-shaped living room

👤x3/4 / 🚪x4 / 🚰x5



71LMF

Central bed face-to-face
living room

👤x3/4 / 🚪x4 / 🚰x4



74LJG

Twin beds over garage
+ Face-to-face living room

👤x3 / 🚪x4 / 🚰x6



75LMF

Height-adjustable
central bed
+ Face-to-face living room

👤x3/4 / 🚪x4 / 🚰x6



75LOFT

Front face-to-face
living room
+ Large rear living room

👤x3 / 🚪x4 5 optional / 🚰x6



78LMF (Heavy vehicles)

Height-adjustable
central bed
+ Face-to-face living room

👤x4 / 🚪x4 / 🚰x7





VIRTUALLY STEP
INSIDE OUR
MOTORHOMES
360° TOUR



POP model option - only on 64 LDF

- 1 / Living room 65 LJG
- Beige/Damas upholstery
- 2 / Kitchen 64 LDF
- Beige / Malta upholstery
- POP model: pop-up roof (Option)
- 3 / Bedroom 60 LG
- 4 / Kitchen 60 LG
- 5 / Wardrobe 65 LJG
- 6 / Storage area 65 LJG

BAXTER
RANGE





1



VIRTUALLY STEP
INSIDE OUR
MOTORHOMES
360° TOUR



2

3



4

5

1 / Living room 73 LJG
- Beige/Malta upholstery
2 / Kitchen 73 LJG / 74 LMF

3 / Bathroom 67 LO
4 / Bedroom 74 LMF
5 / Drop-down bed 67 LO

MAYFLOWER
RANGE





1



VIRTUALLY STEP
INSIDE OUR
MOTORHOMES
360° TOUR



2



3



4



5

- 1 / Living room 75 LMF
- Emocuir Sablack
upholstery (Option)
- 2 / Living room 69 LMC
- Beige / Damas upholstery

- 3 / Front Drop-down bed
- 4 / Kitchen 75 LMF / 74 LJG
- 5 / Large storage area
on 75 LMF
(optional on 71 LMF)

WINCESTER
RANGE



15

Enjoy stress-free travel
and refresh your senses.

Natural & Authentic

Exception with
FLORIUM
by **FLEURETTE**

MIGRATEUR

RANGE
THE ULTRA-COMPACT LOW-PROFILE

TV not supplied

60LG

Left-hand side bed

2 x4 / 1 x3 / 1 x4



64LDF

Right-hand side bed
face-to-face living room

2 x4 / 1 x3 / 1 x4



65LJG

Twin beds

2 x4 / 1 x3 / 1 x4



67LO

Lounge with storage area
+ 150 cm electric drop-down
double bed


2 x3/4 / 1 x4 / 1 x6



68LMC

Central bed

2 x4 / 1 x3 / 1 x4



MAGISTER

RANGE
THE ULTRA-SPACIOUS LOW-PROFILE

TV not supplied

70LMF

Central bed + face-to-face living
room + Electric drop-down single
bed (Option)

2 x3/4 / 1 x3 4 optional / 1 x5



73LJG

Twin beds + face-to-face
living room + Electric drop-down
double bed (Option)

2 x3/4 / 1 x3 4 optional / 1 x5



74LMF

Central bed face-to-face living
room + Electric drop-down double
bed (Option)

2 x3/4 / 1 x3 4 optional / 1 x5



DISCOVER


RANGE
THE ULTRA-SPACIOUS LOW-PROFILE

TV not supplied

69LMC

Central bed over storage
area + I-shaped living room

2 x3/4 / 1 x4 / 1 x5



71LMF

Central bed face-to-face
living room

2 x3/4 / 1 x4 / 1 x4



74LJG

Twin beds over garage
+ Face-to-face living room

2 x3 / 1 x4 / 1 x6



75LMF

Height-adjustable
central bed
+ Face-to-face living room

2 x3/4 / 1 x4 / 1 x6



75LOFT

Front face-to-face
living room
+ Large rear living room

2 x3 / 1 x4 5 optional / 1 x6



78LMF (Heavy vehicles)

Height-adjustable
central bed
+ Face-to-face living room

2 x4 / 1 x4 / 1 x7





1



VIRTUALLY STEP
INSIDE OUR
MOTORHOMES
360° TOUR



2



3



4

- 1 / Living room 68 LMC
- Beige / Perle upholstery
- 2 / Bedroom 68 LMC

- 3 / Bathroom 68 LMC
- 4 / Kitchen 68 LMC

MIGRATEUR
RANGE



19




1



VIRTUALLY STEP
INSIDE OUR
MOTORHOMES
360° TOUR



2



3

- 1 / Living room 67 LO - Beige/Tenerife upholstery
- 2 / Bedroom 74 LMF
- 3 / Bathroom 74 LMF

MAGISTER
RANGE





1



VIRTUALLY STEP
INSIDE OUR
MOTORHOMES
360° TOUR



2



3



4



5

1 / Living room 78 LMF
- Emocuir ivoire upholstery

2 / Bedroom 75 LMF

3 / Bathroom 78 LMF

4 / Bedroom 74 LJG

5 / Kitchen 74 LJG / 75 LMF

DISCOVER
RANGE



23

Travel in the finest of motorhomes.

Exceptional & Elegant

Choose from our limited edition range



Crystals equal brilliance and strength. Two keywords that you will find throughout these five exclusive FLORIUM models by FLEURETTE. Within this welcoming, modern atmosphere, you can enjoy exceptional experiences in optimal comfort.

The CRISTAL finish features premium fittings and stands out with its nautical-inspired style and luxury look, which make you feel like you are travelling in first class.



MIGRATEUR

RANGE

THE ULTRA-COMPACT LOW-PROFILE

MAGISTER

RANGE

THE ULTRA-SPACIOUS LOW-PROFILE

DISCOVER

RANGE

THE ULTRA-SPACIOUS LOW-PROFILE

TV not supplied

64LDF

- Black alloy rims
- Black grille on the front
- Truma 4 EH heating
- Emocuir upholstery
- CRISTAL silkscreen print

2 x4 / 1 x3 / 1 x4



TV not supplied

70LMF

- Black alloy rims
- Black grille on the front
- Truma 4 EH heating
- Emocuir upholstery
- CRISTAL silkscreen print

2 x3/4 / 1 x3 4 optional / 1 x5



74LMF

- Black alloy rims
- Black grille on the front
- Truma 6 EH heating
- Emocuir upholstery
- CRISTAL silkscreen print

2 x3/4 / 1 x3 4 optional / 1 x5



TV not supplied

71LMF

- Truma 6 EH heating
- Emocuir upholstery
- CRISTAL silkscreen print
- Leather-covered gear knob and steering wheel with controls

2 x3/4 / 1 x4 / 1 x4



75LMF

- Truma 6 EH heating
- Emocuir upholstery
- CRISTAL silkscreen print
- Leather-covered gear knob and steering wheel with controls

2 x3/4 / 1 x4 / 1 x6





1



VIRTUALLY STEP
INSIDE OUR
MOTORHOMES
360° TOUR



2

- 1 / Living room Magister 74 LMF - Cristal upholstery
- 2 / Living room Wincester 75 LMF - Cristal upholstery

CRISTAL
LIMITED EDITION SERIES



27

SPECIFICATIONS

DIMENSIONS AND WEIGHT

DIMENSIONS AND WEIGHT	MIGRATEUR / BAXTER				MAGISTER / MAYFLOWER				DISCOVER / WINCESTER					
	60 LG	64 LDF	65 LJG	68LMC	67 LO	70 LMF	73 LJG	74 LMF	69 LMC	71 LMF	74 LJG	75 LOFT	75 LMF	78 LMF
Overall Length (cm) +/- 5 %	5,99	6,47	6,59	6,85	6,77	6,97	7,38	7,38	6,99	7,19	7,49	7,49	7,49	7,86
Overall width (in cm) without rear view mirrors opened +/- 5 %	2,23	2,23	2,23	2,23	2,34	2,34	2,34	2,34	2,30	2,30	2,30	2,30	2,30	2,30
Overall Height (cm) +/- 5 %	2,70	2,70	2,70	2,70	2,78	2,78	2,78	2,78	2,88	2,88	2,88	2,88	2,88	2,88
MTPLM (Gross vehicle weight, kg)	3500	3500	3500	3500	3500	3500	3500	3500	3500	3500	3500	3500	3500	4400
MIRO (Unladen weight, kg) +/- 5 %	2834	2876	2888	2929	3083	3078	3068	3098	3098	3086	3180	3166	3134	3398
Travel places according to layout	4	4	4	4	3/4	3/4	3/4	3/4	3/4	3/4	3	3	3/4	4
Eating places	4	4	4	4	6	5	5	5	5	4	6	6	6	7
Sleeping places	3	3 / 5(O) on POP	3	3	4	3 (S) /4 (O)	3 (S) /4 (O)	3 (S) /4 (O)	4	4	4	4 (S) / 5 (O)	4	4

SERVICES AND AUTONOMY

	MIGRATEUR / BAXTER				MAGISTER / MAYFLOWER				DISCOVER / WINCESTER					
	60 LG	64 LDF	65 LJG	68LMC	67 LO	70 LMF	73 LJG	74 LMF	69 LMC	71 LMF	74 LJG	75 LOFT	75 LMF	78 LMF
Gas locker for 1 bottle 13 KG	S	-	-	-	-	-	-	-	-	-	-	-	-	-
Gas locker for 2 bottles 2 X 13 KG	-	S	S	S	S	S	S	S	S	S	S	S	S	S
DUO CONTROL CS enables you to travel while using the gas heating	O	O	O	O	O	O	O	O	S	S	S	S	S	S
Fresh water frostprotected (L)	120	120	120	120	120	120/20*	120/20*	120/20*	205/20*	205/20*	205/20*	205/20*	205/20*	205/20*
Waste water frostprotected (L)	119	119	119	119	119	119	119	119	125	125	125	125	125	125
Manual waste water drainage system	S	S	S	S	S	S	S	S	-	-	-	-	-	-
Electrical waste water drainage system	-	-	-	-	-	-	-	-	S	S	S	S	S	S
Truma Combi4 with 10 L boiler	S	S	S	S	S	S	-	-	-	-	-	-	-	-
Truma Combi6 with 10 L boiler	-	-	-	-	-	-	S	S except Magister Cristal	S	S	S	S	S	-
Truma Combi EH with 10 L boiler	O	(S) on Migrateur Cristal (O) on Baxter	O	O	O	(S) on Magister Cristal (O) on Mayflower	O	(S) on Magister Cristal (O) on Mayflower	O	(S) on Discover Cristal (O) on Winchester	O	O	(S) on Discover Cristal (O) on Winchester	-
ALDE central heating	-	-	-	-	-	-	-	-	-	-	O	-	O	S
Pre-wiring for TV and loud speakers	S	S	S	S	S	S	S	S	S	S	S	S	S	S
Pre-wiring for reversing camera	O	O	O	O	O	O	O	O	S	S	S	S	S	S
220 V socket - 12 V socket - TV socket	S	S	S	S	S	S	S	S	S	S	S	S	S	S
100 Ah semi stationary auxillary battery	1	1	1	1	1	1	1	1	1	1	1	1	1	1
Charger transformer with separation coupler	S	S	S	S	S	S	S	S	S	S	S	S	S	S
LCD control panel (water, battery, inside and outside temperature)	S	S	S	S	S	S	S	S	S	S	S	S	S	S
LED lighting above the cell door	S	S	S	S	S	S	S	S	S	S	S	S	S	S
USB port	S	S	S	S	S	S	S	S	S	S	S	S	S	S

*20-litre calibration valve: to adhere to unladen weight payload

STANDARD BASE

STANDARD BASE		MIGRATEUR / BAXTER				MAGISTER / MAYFLOWER				DISCOVER / WINCESTER					
		60 LG	64 LDF	65 LJG	68LMC	67 LO	70 LMF	73 LJG	74 LMF	69 LMC	71 LMF	74 LJG	75 LOFT	75 LMF	78 LMF
FIAT		S	S	S	S	S	S	S	S	S	S	S	S	S	S
AL-KO chassis		-	-	-	-	-	-	-	-	S	S	S	S	S	S
Tax power (HP) - France ONLY		8	8	8	8	8	8	8	8	8	8	8	8	8	8
Maximum power (Kw CEE)		88	88	88	88	103	103	103	103	103	103	103	103	103	118
DIN power (H.P.)		120	120	120	120	140	140	140	140	140	140	140	140	140	160
Maximum torque (Nm)		320	320	320	320	350	350	350	350	350	350	350	350	350	380
Total admissible vehicule weight (Kg)		5500	5500	5500	5500	0/5500 depending on the option	0/5500 depending on the option	0/5500 depending on the option	0/5500 depending on the option	0/5500 depending on the option	0/5500 depending on the option	0/5500 depending on the option	0/5500 depending on the option	0/5500 depending on the option	6000
Wheelbase (mm)		3450	3800	3800	3800	4035	4035	4035	4035	4035	4035	4300	4300	4300	4675
Front overhang (mm)		948	948	948	948	948	948	948	948	960	960	960	960	960	960
Back overhang (mm)		1590	1728	1848	2100	1789	1989	2399	2399	2000	2200	2235	2235	2235	2226
Fuel tank capacity (L)		75 / 19	75 / 19	75 / 19	75 / 19	75 / 19	75 / 19	75 / 19	75 / 19	75 /19	75 /19	75 / 19	75 / 19	75 / 19	90 / 19
Radiator grill black lacquered		-	(S) on Migrateur Cristal (-) on Baxter	-	-	-	(S) on Magister Cristal (-) on Mayflower	-	(S) on Magister Cristal (-) on Mayflower	-	-	-	-	-	-
Gearbox (number of gears)		6	6	6	6	6	6	6	6	6	6	6	6	6	6
Eco Pack		S	S	S	S	S	S	S	S	S	S	S	S	S	S
Speed regulator and cruise control		S	S	S	S	S	S	S	S	S	S	S	S	S	S
Cab air conditioning		S	S	S	S	S	S	S	S	S	S	S	S	S	S
Electric windows		S	S	S	S	S	S	S	S	S	S	S	S	S	S
Electric side mirrors		O	O	O	O	O	O	O	O	S	S	S	S	S	S
Tinted windscreen and windows		S	S	S	S	S	S	S	S	S	S	S	S	S	S
Remote controlled central locking (including cell door)		S	S	S	S	S	S	S	S	S	S	S	S	S	S
Driver's airbag		S	S	S	S	S	S	S	S	S	S	S	S	S	S
SRA immobiliser system		S	S	S	S	S	S	S	S	S	S	S	S	S	S
ABS braking		S	S	S	S	S	S	S	S	S	S	S	S	S	S
Radio CD-MP3-USB Bluetooth-DAB+		O	O	O	O	O	O	O	O	-	-	-	-	-	-
Multimedia - Double Din screen with wide angle rear view camera - USB - Bluetooth - DAB+.		-	-	-	-	-	-	-	-	S	S	S	S	S	S
Rearview camera		O	O	O	O	O	O	O	O	O	O	O	O	O	O
Captain Chair swivelling driver's and passenger chair with 2 armrests		S	S	S	S	S	S	S	S	S	S	S	S	S	S
Cab seatcovers to match cabin trim		S	S	S	S	S	S	S	S	S	S	S	S	S	S
Fitted carpet in the cab		S	S	S	S	S	S	S	S	S	S	S	S	S	S
Puncture repair kit		S	S	S	S	S	S	S	S	S	S	S	S	S	S
Alloy wheels		O	(S) on Migrateur Cristal (O) on Baxter	O	O	O	(S) on Magister Cristal (O) on Mayflower	O	(S) on Magister Cristal (O) on Mayflower	S	S	S	S	S	S

Accessories fitted as an option or by the dealer are not included in the calculation of the unladen weight of motorhomes.

PACKS	LOW-PROFILES								A-CLASSES						
	MIGRATEUR / BAXTER				MAGISTER / MAYFLOWER				DISCOVER / WINCESTER						
	60 LG	64 LDF	65 LJG	68LMC	67 LO	70 LMF	73 LJG	74 LMF	69 LMC	71 LMF	74 LJG	75 LOFT	75 LMF	78 LMF	
	Comfort Pack : Hartal cell door with flyscreen, Remis front windscreen	○	○	○	○	○	○	○	○	-	-	-	-	-	-
	Optimum Pack : Alde central heating, Heavy chassis 40H, engine Fiat 2,3 Multijet 160 HP	-	-	-	-	-	-	-	-	-	-	○	-	○	§
Hight Navision Pack: Pioneer multimedia GPS + reversing camera	○	○	○	○	○	○	○	○	○	○	○	○	○	○	
Traction + pack : electronic differential, ASR, hill start assistance	○	○	○	○	○	○	○	○	§	§	§	§	§	§	

ENGINES	MIGRATEUR / BAXTER				MAGISTER / MAYFLOWER				DISCOVER / WINCESTER					
	60 LG	64 LDF	65 LJG	68LMC	67 LO	70 LMF	73 LJG	74 LMF	69 LMC	71 LMF	74 LJG	75 LOFT	75 LMF	78 LMF
	60 LG	64 LDF	65 LJG	68LMC	67 LO	70 LMF	73 LJG	74 LMF	69 LMC	71 LMF	74 LJG	75 LOFT	75 LMF	78 LMF
FIAT 2.3 Multijet 120 HP	§	§	§	§	-	-	-	-	-	-	-	-	-	-
FIAT 2.3 Multijet 140 HP	○	○	○	○	§	§	§	§	§	§	§	§	§	-
FIAT 2.3 Multijet 140 HP Automatic gearbox	○	○	○	○	○	○	○	○	○	○	○	○	○	-
FIAT 2.3 Multijet 160 HP	○	○	○	○	○	○	○	○	○	○	○	○	○	§
FIAT 2.3 Multijet 160 HP Automatic gearbox	○	○	○	○	○	○	○	○	○	○	○	○	○	○
FIAT 2.3 Multijet 180 HP	○	○	○	○	○	○	○	○	○	○	○	○	○	○
FIAT 2.3 Multijet 180 HP Automatic gearbox	○	○	○	○	○	○	○	○	○	○	○	○	○	○

CELL EQUIPMENTS	MIGRATEUR / BAXTER				MAGISTER / MAYFLOWER				DISCOVER / WINCESTER					
	60 LG	64 LDF	65 LJG	68LMC	67 LO	70 LMF	73 LJG	74 LMF	69 LMC	71 LMF	74 LJG	75 LOFT	75 LMF	78 LMF
	60 LG	64 LDF	65 LJG	68LMC	67 LO	70 LMF	73 LJG	74 LMF	69 LMC	71 LMF	74 LJG	75 LOFT	75 LMF	78 LMF
145 L AES refridgerator with frozen food compartment	§	§	§	§	§	§	§	§	§	§	§	§	§	§
153 L AES refridgerator with frozen food compartment and integrated grill hoven 11,5l	-	○	○	○	○	○	○	○	○	○	○	○	○	○
Extractor hood with side extraction	○	○	○	○	○	○	○	○	§	§	§	§	§	§
Stainless steel 2-burner hob with glass cover	§	§	§	§	§	§	§	§	§	§	§	§	§	§
Stainless steel	§	§	§	§	§	§	§	§	§	§	§	§	§	§
Kitchen mixer tap	§	§	§	§	§	§	§	§	§	§	§	§	§	§
Bottle racks	§	§	-	-	-	-	-	-	§	§	§	§	§	§
Central table with extension	-	-	-	-	§	§	§	§	§	§	§	§	§	§
Bathroom with shower cabinet	§	§	§	§	§	§	§	§	§	§	§	§	§	§
Brass-chromed washbasin and shower	§	§	§	§	§	§	§	§	§	§	§	§	§	§
Telescopic towel rail	§	§	§	§	§	§	§	§	§	§	§	§	§	§
Curtain panels, nettings, bed cover, tartan rug on middle bed only	○	○	○	○	○	○	○	○	§	§	§	§	§	§
Opening, double glazed windows with anti UV-treatment	§	§	§	§	§	§	§	§	§	§	§	§	§	§
Blind and flyscreen on all the windows	§	§	§	§	§	§	§	§	§	§	§	§	§	§

CELL EQUIPMENTS	LOW-PROFILES								A-CLASSES					
	MIGRATEUR / BAXTER				MAGISTER / MAYFLOWER				DISCOVER / WINCESTER					
	60 LG	64 LDF	65 LJG	68LMC	67 LO	70 LMF	73 LJG	74 LMF	69 LMC	71 LMF	74 LJG	75 LOFT	75 LMF	78 LMF
Privacy store	-	-	-	-	-	-	-	-	S	S	S	S	S	S
Sliding window with bling and flyscreen on the cell door	O	O	O	O	O	O	O	O	S	S	S	S	S	S
Cell door XL	-	S	-	-	S	-	-	-	S	S	S	S	S	S
Flyscreen on the cell door	O	O	O	O	O	O	O	O	S	S	S	S	S	S
Folded cab blinds	O	O	O	O	O	O	O	O	S	S	S	S	S	S
Bed with slatted frame and Bultex type high-density mattress	S	S	S	S	S	S	S	S	S	S	S	S	S	S
Rear bed dimensions	1920 x 1300	1920 x 1300	1940 x 800 (x2)	1900 x 1400	-	1900 x 1500	1965 x 800 (x2)	1900 x 1500	1900 x 1500	1900 x 1500	800 x 2000 (x2)	(O) 1900 x 1400	1900 x 1500	1900 x 1500
Front bed dimensions	1900 x 690	1900 x 800	1900 x 900	1900 x 900	1900 x 1500	(O) 1900 x 1100	(O) 1900 x 1300	(O) 1900 x 1300	1850 x 1350	1850 x 1350	1850 x 1350	1850 x 1350	1850 x 1350	1850 x 1350
Front lounge converts to a bed with a telescopic table foot	O	O	O	O	S	O	O	O	-	-	-	-	-	-
Drop-down bed for 2 persons with slatted frame	-	-	-	-	S	O	O	O	S	S	S	S	S	S
Rigid bedroom partition	-	-	-	-	S	S	S	S	S	S	S	S	S	S
Curtain bedroom partition	-	S	S	S	-	-	-	-	-	-	-	-	-	-
TV bracket	1	1	1	1	1	1	1	1	1	1	1	2	1	1
Wardrobe	1	1	1	2	2	2	1	2	2	2	1	2	2	2
Storage compartment under the bed	S	S	S	-	-	S	S	S	S	S	S	S	S	S
Inside storage compartment in the double floor	-	-	-	-	-	-	-	-	S	S	S	S	S	S
External access to the double floor	-	-	-	-	-	-	-	-	S	S	S	S	S	S
Electric stepladder	-	-	-	-	-	-	-	-	S	S	S	S	S	S
Skylight with blind and flyscreen	S	S	S	S	S	S	S	S	S	S	S	S	S	S
Garage doors	H41 x L70	H41 x L95	H91 x L70 H 56 x L58	H79 x L70 H 64 x L81	H114 x L55 H68 x L63	H80 x L70 H68 x L63	H114 x L70 H68 x L63	H114 x L70 H68 x L63	H95 x L79 H80 x L85	H95 x L79 H80 x L85	H114 x L79 H80 x L85	H54 x L79 H16 x L89	H114 x L79 H95 x L79	H114 x L79 H95 x L79
Garage storage volume (in liters)	700	899	1800	1200	2000	1800 / 2200 (O)	2400	1900 to 2300	2300	2300 / 2700 (O)	2800	1100	2300 to 2700	2300 to 2700
Electrical bed adjustment	-	-	-	-	S	O	-	S	-	O	-	O	S	S
POP : Lift roof	-	O	-	-	-	-	-	-	-	-	-	-	-	-
Under-floor garage compartment in polyester	-	-	S	S	S	S	S	S	S	S	S	S	S	S
Body work in polyester	S	S	S	S	S	S	S	S	S	S	S	S	S	S
Styrofoam insulation, 36 mm thick in the sides and floor	S	S	S	S	S	S	S	S	S	S	S	S	S	S
Sturdy wood/composite structure	S	S	S	S	S	S	S	S	S	S	S	S	S	S
Under floor with polyester Protect System	S	S	S	S	S	S	S	S	S	S	S	S	S	S
Polyester skin on the roof with greater resistance to bad weather	S	S	S	S	S	S	S	S	S	S	S	S	S	S
Roof deck	O	O	O	O	O	O	O	O	S	S	S	S	S	S
2 points safety belt	-	1	-	-	-	1	-	-	-	1	-	-	-	-
Height-adjustable 3-point safety belts	2	1	2	2	2	1	2	2	2	1	2	1	2	2

CUSTOMIZING MY INTERIOR

has never been so easy...



Because your second home should be as comfortable as your first, we offer you resolutely modern and fashionable style, placing your comfort first.

By choosing the fabric for your bench seats and cushions, you can create a cocooning atmosphere, in your style.



BEIGE & DAMAS



GREY & PERLE



BEIGE & ETNA



BEIGE & MALTA


14 POSSIBLE COMBINATIONS

FOR A STYLE THAT RESEMBLES YOU, ALWAYS WITH CLASS!


1 Choose the seating and cushion fabric




2 Choose the seat back fabric



YOU CAN ALSO CHOOSE LEATHER FOR YOUR LIVING ROOM**




Ivory 100% full-grain leather



** Option

CRISTAL LIMITED EDITION EMOCUIR LEATHER UPHOLSTERY


Only available for models: Migrateur 64 LDF, Magister 70 LMF and 74 LMF, and Discover 71 LMF and 75 LMF.



CREATED BY
A MASTER
FRENCH VEHICLE
UPHOLSTERER

COMFORT AND DESIGN

for your daily well-being.



TOUCHSCREEN-CONTROLLED HEATING FOR YOUR MOTORHOME

Touch screen-controlled heating for your motorhome Truma Combi Heating owes its success to the fact that it is compact, effective and reliable. It combines hot water and heating in a single piece of equipment. Every year, Truma redevelops its systems to remain the most innovative brand in Germany.

- Operates on gas and electricity (as an optional extra*).
- Air and water are heated with 97% efficiency using 1800W electric resistance heating.
- Collision sensor that cuts the gas in the event of an accident.
- Exists in two systems, Combi 4 E (4000 W), Combi 6 E (6900 W). The Truma EH makes it possible to use the heating on 220V.

*This season, this is provided as standard on the models CRISTAL Migrateur 64LDF, Magister 70LMF/74LMF and Discover 71LMF/75LMF.

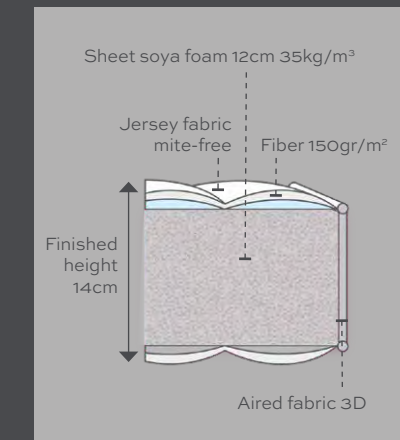


LUXURY BEDDING

Sleep is essential to your health and wellbeing, which is why we want you to be as comfortable as possible. All of our mattresses are made from 35kg/m² density soy-based Evoluflex foam and sit on a slat base.

BENEFITS :

- 12 cm highly durable foam panel
- 150 g/m² hypoallergenic fibre padding
- anti-acarid jersey equipment on both sides of the bed
- adapts to your morphology



STUNNING FURNITURE

















with spacious integrated storage solutions



CHOOSE the MOTORHOME that resembles you


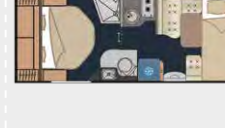


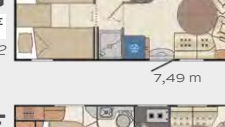



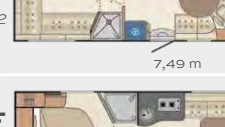



COMPACT LOW-PROFILES HxL : 2,70 M** x 2,23 M
FLORIUM BAXTER FLEURETTE MIGRATEUR

SPACIOUS LOW-PROFILES HxL : 2,78 M** x 2,34 M
FLORIUM MAYFLOWER FLEURETTE MAGISTER

≤ 6,00 M	60 LG <small>P.10 / P.18</small> 			
≤ 6,50 M	64 LDF* <small>Cristal Edition on Florium by Fleurette P.10 / P.18 / P.24</small> 			
≤ 7,00 M	65 LJG <small>STORAGE SPACE P.10 / P.18</small> 		67 LO <small>STORAGE SPACE P.12 / P.20</small> 	
	68 LMC <small>P.10 / P.18</small> 		70 LMF <small>Cristal Edition on Florium by Fleurette Electric drop-down bed (optional extra) P.12 / P.20 / P.24</small> 	
≤ 7,50 M			73 LJG <small>Electric drop-down bed (optional extra) STORAGE SPACE P.12 / P.20</small> 	
			74 LMF <small>Cristal Edition on Florium by Fleurette Electric drop-down bed (optional extra) STORAGE SPACE P.12 / P.20 / P.24</small> 	
≤ 8,00 M				


TV not supplied

PREMIUM A-CLASSES HxL : 2,88 M*** x 2,30 M
FLORIUM WINCESTER FLEURETTE DISCOVER

≤ 6,00 M		
≤ 6,50 M		
≤ 7,00 M	69 LMC <small>P.14 / P.22</small> 	
≤ 7,50 M	71 LMF <small>Cristal Edition on Florium by Fleurette P.14 / P.22 / P.24</small> 	
	74 LJG <small>STORAGE SPACE P.14 / P.22</small> 	
	75 LMF <small>Cristal Edition on Florium by Fleurette STORAGE SPACE P.14 / P.22 / P.24</small> 	
	75 LOFT <small>P.14 / P.22</small> 	
≤ 8,00 M HEAVY VEHICLES	78 LMF <small>STORAGE SPACE P.14 / P.22</small> 	

TV not supplied

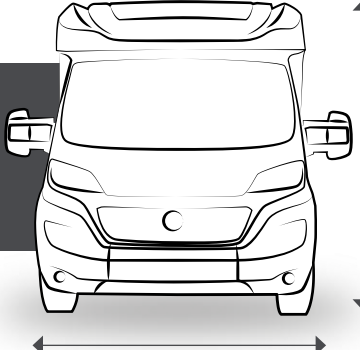
COMPACT LOW-PROFILES
FLORIUM BAXTER FLEURETTE MIGRATEUR



2,23 m

2,70 m**

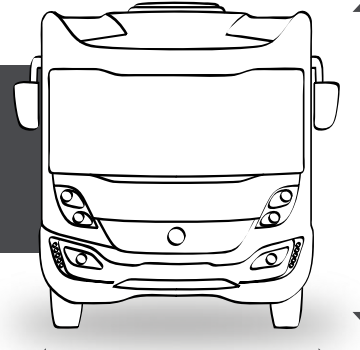
SPACIOUS LOW-PROFILES
FLORIUM MAYFLOWER FLEURETTE MAGISTER



2,34 m

2,78 m**

PREMIUM A-CLASSES
FLORIUM WINCESTER FLEURETTE DISCOVER



2,30 m

2,88 m***

*Increased height with the pop-up roof option (POP)
**With 15" rims, excluding fittings
***Excluding fittings

OUR PARTNER DEALERS

IN FRANCE:

- 06 Mistral Camping-Cars
- 11 TPL Narbonne
- 11 TPL Castelnaudary
- 13 TPL Aubagne
- 14 Horizon Caen
- 16 Remy Frères
- 17 L.D.L La Rochelle
- 18 Solyne
- 22 Jacqueline Plénée Jugon
- 26 Andrieux Camping-Cars
- 27 Horizon Evreux
- 29 Bonjour Caravaning
- 30 TPL Nîmes
- 31 TPL Toulouse
- 33 Horizon Bordeaux
- 33 Horizon Peujard
- 34 TPL Montpellier
- 35 YPOCAMP Ouest Evasion
- 37 Camping-Cars de Touraine
- 38 Alpes Evasion 38
- 39 Juraloisir
- 40 YPOCAMP Loisirs 40
- 42 Loisirs Concept
- 43 Velay loisirs
- 44 Caravaning Central Nantes
- 45 3CF Camping-Car Centre France
- 47 Loisireo Agen
- 50 Sosson Evasion
- 56 SLC 56
- 59 Lestringuez Seclin
- 59 Lestringuez Beauvois-en-Cambresis
- 60 CLC Wattellier Loisirs
- 62 Caravan'Or Béthunes
- 63 Evasion 63
- 65 ABC Idylcar Tarbes
- 67 Loisirs Camping-Cars
- 69 Camping-Car 69
- 72 Camping-cars du Mans
- 74 Isacar Loisirs
- 76 Caravane Service Jousse
- 80 Brousse Loisirs
- 83 Var Camping-cars
- 84 TPL Sorgues
- 85 L.D.L Benet
- 85 L.D.L La Roche-sur-Yon
- 86 Vienne Aventure

ABROAD:

- Germany LA MARCA
- Germany REISEMOBILE HARTMANN
- Germany TANK REISEMOBILE
- Belgium CAMPERDISIAC
- Belgium CTM MOTORHOMES Maldegem
- Belgium CTM MOTORHOMES Berlaar
- Spain NAUTICARAVAN
- United Kingdom HARBOUR CREEK MOTORHOMES
- United Kingdom WANDAHOME SOUTH CAVE
- Switzerland GARAGE DU CHÂTEAU S.A



EXCELLENT SERVICE QUALITY

for purchases made with complete peace of mind

FLEURETTE ASSISTANCE:

SERVICES
FREE-OF-CHARGE
FOR THE FIRST
YEAR

24 hours a day, 7 days a week, in France, abroad or at home, a team of trained on-line motorhome troubleshooting and assistance engineers are available to reassure you and assist you whatever happens.

Services free-of-charge in the 1st year for all new Fleurette* and Florium* motorhomes

*After 12 months, you will be asked if you wish to continue the service For more information, contact +33 3 29 29 85 85

To find out more about our assistance service, visit www.fleurette-florium.fr/en

WARRANTY AND SERVICES:

WATER-TIGHTNESS WARRANTY 5 YEARS
INCLUDING 3 YEARS
WITHOUT FOLLOW-UP
INSPECTION

All the materials in contact with the exterior are rot-resistant and create a watertight shield that enables us to offer you a 5-year watertightness warranty, including 3 years without follow-up inspection. To ensure that this guarantee is as effective as possible during these 5 years, a watertightness check will be requested at the start of the 4th and 5th year.

STAY IN CONTACT



Route de Niort
85490 Benet - France

www.fleurette-florium.fr/en



Some models presented in this catalogue may be shown with optional equipment. Non-contractual photos: stylistic elements, décor and accessories not included. Since part of FLEURETTE CONSTRUCTEUR production is intended for export, the technical characteristics of the models may vary from one country to another; for an exact definition of the models marketed, please consult your dealer. FLEURETTE CONSTRUCTEUR reserves the right to make modifications to its models without notice. Despite the care taken in the production of this catalogue, it cannot be taken as a contractual document.