

**NEW**  
**6 BERTH**



**SWIFT**  
CREATING SMILES FOR LIFE



 **BASE CAMP**

[WWW.SWIFTBASECAMP.CO.UK](http://WWW.SWIFTBASECAMP.CO.UK)

**DO MORE  
TOGETHER**





## Exciting, sporty, fun and stylish... Basecamp is the compact crossover camping vehicle created for life's adventurers.

Whether you're seeking adrenaline-fuelled activities or just enjoy getting off the beaten track, Basecamp is the perfect place to rest and refuel. Compact and lighter in weight than traditional caravans, the range can be towed by most family cars and is easier to manoeuvre.



## HIGHLIGHTS



### BLOWN AIR HEATING

Powerful Whale blown air heating keeps you warm even when the temperatures drop below freezing



### REMOVABLE STORAGE

Removable 'canvas' zipped bags provide great storage and can be easily loaded at home for a quick getaway



### NEW STABILISER

AL-KO AKS 3004 stabiliser for even smoother, safer towing (see page 7 for image)



### ANCHOR POINTS

Safely anchor your equipment with floor-mounted tie points



### PANORAMIC WINDOW

Large panoramic opening front window for a light and airy interior



### VANGO AIRBEAM AWNING

Expand your living space with an exclusive Vango porch awning



### FOLD AWAY SEATING

Aluminium framed front seat bases with curved beech slats for added comfort. They even lift up to store large equipment



### EXTERNAL POINTS

Handy shower, gas and electric 230V points, ready for any adventure



### COMFORTABLE BEDS

Basecamp 2 seating converts into a large double bed, while Basecamp 4 and 6 have a double bed and a dinette that converts into bunk beds



### EXCLUSIVE ALLOY WHEELS

Alloy wheels for an even more stylish look. Spare steel wheel in gas locker



### THREE BURNER GAS HOB

Thetford 3-burner gas hob allows you to create quick and easy meals



### 'TANGERINE' INTERIOR SCHEME

A fresh design with orange stripe, accenting the robust, hardwearing fabrics



### OVEN

NEW Duplex Thetford thermostatic full oven and grill



### WIDE REAR DOOR WITH WINDOW

Fill the interior with light and see even more of the great outdoors



### FRIDGE

Dometic Series 10 83 litre undercounter fridge with electronic ignition and removable freezer compartment, providing plentiful space



### EXTRA STORAGE

Soft-touch wall pads with expandable storage pockets, keeping everything neat and tidy

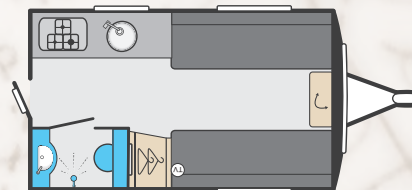


**SLEEPS  
2**



# BASECAMP 2

Fun, fresh, funky – Basecamp 2 is where the journey began, but sports the same contemporary styling and impressive kit as its bigger brothers.



MODEL	BASECAMP 2
Berths	2
Number of Axles	1
Internal Length (At bed box height)	3.42m / 11'3"
Overall width*	2.28m / 7'6"
Overall height (including TV Aerial)*	2.60m / 8'6"
Maximum Internal Headroom	1.95m / 6'5"
Overall Length*	5.10m / 16'9"
Mass in Running Order (includes Tolerance)	932kg / 18.3cwt
MTPLM - (Lower Limit)	1043kg / 20.5cwt
Total User Payload	111kg / 2.2cwt
Personal Effects	111kg / 2.2cwt
Options	0.0kg / 0.0cwt
Tyre Size	185 R14C 102
Thermal Insulation Grade	THREE (All year round use)
BED SIZES	
Front Double	198cm x 183cm / 6'6" x 6'0"
Front Single (Nearside)	183cm x 69cm / 6'0" x 2'3"
Front Single (Offside)	183cm x 69cm / 6'0" x 2'3"

For technical specification details, see overleaf.


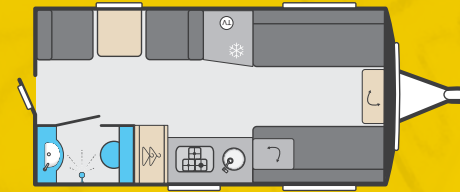


**SLEEPS**  
**4**



# BASECAMP 4

Bring more of you along for the ride with Basecamp 4, the 4-berth model that's as popular as it is versatile.



MODEL	BASECAMP 4
Berths	4
Number of Axles	1
Internal Length (At bed box height)	3.91m / 12'10"
Overall width*	2.28m / 7'6"
Overall height (including TV Aerial)*	2.61m / 8'7"
Maximum Internal Headroom	1.95m / 6'5"
Overall Length*	5.59m / 18'4"
Mass in Running Order (includes Tolerance)	1050kg / 20.7cwt
MTPLM - (Lower Limit)	1186kg / 23.3cwt
Total User Payload	136kg / 2.7cwt
Personal Effects	136kg / 2.7cwt
Options	0.0kg / 0.0cwt
Tyre Size	185 R14C 102
Thermal Insulation Grade	THREE (All year round use)
BED SIZES	
Front Double	198cm x 130cm / 6'6" x 4'3"
Side Bunk (Nearside Lower)	178cm x 54cm / 5'10" x 1'9"
Side Bunk (Offside Upper)	178cm x 54cm / 5'10" x 1'9"

For technical specification details, see overleaf.

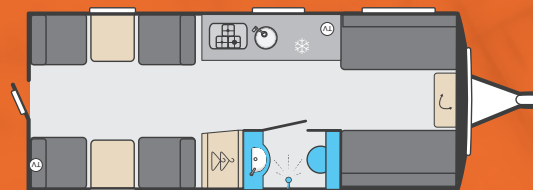
**SLEEPS  
6**

**New**

**BASECAMP**



Designed for large adventurous families, Basecamp 6 has an extended space and a double rear dinette, both of which convert into bunks.



MODEL	BASECAMP 6
Berths	6
Number of Axles	1
Internal Length (At bed box height)	4.88m / 16'0"
Overall width*	2.28m / 7'6"
Overall height (including TV Aerial)*	2.62 / 8'7"
Maximum Internal Headroom	1.98m / 6'6"
Overall Length*	6.57m / 21'7"
Mass in Running Order (includes Tolerance)	1165kg / 22.9cwt
MTPLM - (Lower Limit)	1331kg / 26.2cwt
Total User Payload	166kg / 3.3cwt
Personal Effects	166kg / 3.3cwt
Options	0.0kg / 0.0cwt
Tyre Size	185 R14C 102
Thermal Insulation Grade	THREE (All year round use)
BED SIZES	
Front Double	198cm x 130cm / 6'6" x 4'3"
Nearside Side Bunks (Nearside Lower & Upper)	178cm x 54cm / 5'10" x 1'9"
Offside Side Bunks (Offside Lower & Upper)	178cm x 54cm / 5'10" x 1'9"

For technical specification details, see overleaf.

# FEATURES

## EXTERIOR & CONSTRUCTION

- European Whole Vehicle Type Approval ensures compliance with strict weight, dimension and safety regulations
- EN1645 Grade 3 classification for heating and thermal insulation confirmed by cold chamber testing
- AL-KO galvanised steel chassis with Euro-axle
- High chassis rating for increased user payload
- SMART construction with GRP body panels:
  - o Strong, moisture proof 'PURE' polyurethane timber-less framed bodyshell with polystyrene insulation core (25mm in sidewalls, 32mm in roof)
  - o Robust balanced panel side walls with GRP outer and inner skin
  - o 44mm 'sandwich' floor construction with GRP outer skin, ply upper and high rigidity Ravatherm core
  - o Hail resistant exterior GRP roof, fully bonded for extra strength and flatness
  - o Sweeping front panel in GRP with large panoramic opening window and exclusive LED front marker lights
- Stylish GRP rear roof spoiler, graphite lower mouldings
- Fuel saving aerodynamic profile with strong ABS front panel with graphite mouldings
- Stylish orange and grey graphics scheme
- Exclusive LED rear light clusters, LED high level marker and brake light which provide better visibility in poor weather
- LED side marker running lights (Basecamp 6)
- Edge alloy wheels
- Steel spare wheel mounted in the gas locker
- High tyre rating - a load margin is included in the tyre specification
- 13-pin Jaeger 12V car connector
- AL-KO overrun device
- AL-KO carabiner breakaway cable
- 100W roof mounted solar panel

- 230V mains point socket
- Truma cold water shower point with showerhead
- BBQ Point and connector
- Through the floor battery box with separate mains inlet (battery not included)
- GRP gas locker door
- Bulkhead mounted regulator suitable for use with either propane or butane bottles
- Fully double-glazed opening windows
- Panoramic front opening window
- Wide one-piece exterior door with window, blind, chrome handle, concealed hinges and interior moulded liner with pocket
- Entrance step

## LIVING, RELAXING & SLEEPING

- 1.95m (6'5") headroom (Basecamp 2 and 4), 1.98m (6'6") headroom (Basecamp 6)
- Tangerine soft furnishing scheme
- Hessian woodgrain and contrasting furniture matches
- French Oak effect, high impact, scratch resistant floor lino
- Seat and backrest ventilation boards (front lounge)
- Aluminium front seat bases with curved beech slats for added comfort
- Fold away bunk bed† (Basecamp 4, x2 on Basecamp 6)
- Wraparound privacy curtain for bunk bed (Basecamp 4)
- Privacy curtain divider for rear bunk beds (Basecamp 6)
- Larger retained embroidered entrance mat
- Cassette pleated flyscreens and blinds to all windows
- Multi-directional rooflights in kitchen and washroom

† The weight restriction for the upper bunk is 77kg

## COOKING & EATING

- **NEW** Duplex Thetford thermostatic oven and grill with three-burner gas hob, all with electronic ignition.
- **NEW** Dometic (Series 10) 83 litre undercounter fridge with electric ignition and removable freezer compartment with black effect finish and digital controls
- FENIX NTM® kitchen worktops (resistant to scratches, hygienic and easy to clean), underslung stainless steel sink and removable chopping board
- Chrome effect swivel spout kitchen tap
- Cutlery drawer on smooth-action steel runners
- Chrome finish crockery rack
- Front lift up coffee table
- Dinette with removable table (Basecamp 4, x2 on Basecamp 6)

## WASHING

- Ecocamel Jetstorm showerhead with on/off button for a powerful shower that uses less water
- Chrome effect swivel spout vanity tap
- Thetford toilet with electric flush and 18 litre wheeled waste tank
- Thick washroom door with domestic style lock and handle

## STORAGE

- Locker space with removable canvas zipped storage bags
- Soft touch moulded wall pads with integrated storage pockets
- Positive overhead locker catches for secure loading

## HEATING & UTILITIES

- User-friendly 12V control panel with battery selection, battery state, lighting control and water pump circuit control
- Dual fuel space saving under-floor Whale heater with blown air central heating
- Whale dual fuel rapid water heater
- High flow rate onboard pump for reliable, high performance water supply
- Onboard semi-rigid fresh water pipes
- Large bore underslung rigid waste pipes
- Isolation taps for gas appliances
- Fully protected mains electric system
- 25 metre mains hook-up cable
- 25 amp switch mode charger/transformer
- Low energy LED lighting throughout interior including **NEW** LED adjustable spotlights with USB points
- Minimum of four 230V sockets (three mounted into the sink pop-up docking station in Basecamp 2)
- Chrome sockets and switches
- TV aerial
- TV point with 230V, 12V and aerial sockets

## SAFETY & SECURITY

- Convenient one-key high security locks
- Dead lock facility on entrance door for added security
- VIN Chip™ identification system concealed within the construction to deter theft and aid quick recovery
- CRiS identity number to windows and caravan chassis
- **NEW** AL-KO AKS 3004 stabiliser
- Receiver for optional AL-KO secure wheel lock
- Smoke alarm
- Manual carbon monoxide alarm



**NEW** AL-KO AKS 3004 stabiliser for even smoother towing



## CUSTOMER SERVICE

- Manufacturer-backed 10 year bodyshell warranty

## OPTIONS

### Factory fit

- SwiftShield easy to clean, stain-resistant fabric
- ATC Trailer control

### Dealer fit

- Vango Airbeam porch awning (RVA2)
- Choice of exterior graphic schemes
- AL-KO secure wheel lock
- Specialised Basecamp vehicle cover
- Yuasa YBX Active Leisure & Marine L36 Battery



## TECHNICAL SPECIFICATION DETAILS

**MASSES:** The masses are calculated in accordance to EU regulation 1230/2012 and NCC code of practice 304.

1. The Mass in Running Order (MRO) comprises:  
The mass of the empty caravan as supplied by Swift including loose items such as the hook-up cable, kit bag, entrance step, manuals etc.

2. 10kg allowance for LPG

The MRO is calculated with the fresh watertank, toilet flush tank and water heater empty. If you travel with water in the fresh water tank, toilet flush tank and the water heater the payload will reduce accordingly.

The personal effects is based on the number of berths and the length of the caravan and includes an allowance of 20kg for a leisure battery.

The Maximum Technical Laden Mass (MTPLM) is the maximum mass allowed when the caravan is fully laden.

**WARNING:** Under no circumstances should the MTPLM be exceeded.

\*The dimensions given are approximate due to slight variations in suspension ride heights, loading conditions and tyre pressures

Customers should verify the actual dimensions of their touring caravan before committing to anything that could be impacted by these dimensions.

Please note: Any dealer fit options will reduce the overall payload available to the user of the caravan. If you require additional payload it is possible to upgrade the MTPLM to the upper limit. Please contact your caravan dealer for more information.

**LED ROAD LIGHTS:** Certain vehicles may require a secondary fuse box when towing models fitted with LED road lighting.



# FUN, FRESH, FUNKY!

**INDIVIDUAL GRAPHIC SCHEMES  
TO CHOOSE FROM, INCLUDING**



**HEX**



**TARGET**



**UNION ORANGE**

This brochure does not constitute an offer by Swift Group Limited (Swift). Swift reserves the right to alter specifications and prices at any time as materials and conditions demand. Distributors and dealers sell Swift products on their own account and not as agents of Swift. Accordingly, they have no authority to bind Swift or to make any representation or undertaking whatsoever on behalf of Swift. All props are for photographic purposes only and are not included in the specification. Models shown may be fitted with optional extras. Issued September 2021.

Find out more at [swiftbasecamp.co.uk](https://www.swiftbasecamp.co.uk)

