



SVEN HEDIN 2021







SVEN HEDIN - FROM THE BEST BRAND

It is the tradition that makes the difference. Westfalia has been manufacturing VW delivery vans for over six decades. It wasn't without a reason that the first motor home, which rolled off the production line in the East Westphalian Wiedenbrück, was a VW T1.

And these six decades have produced more and more trend setting motor homes, with innovations, which set the direction, and products, which were unique in their functioning as well as quality. It is not surprising that the Westfalia models in T1, T2, T3 or T4 and LT are considered among the most popular and sought-after used vehicles today, with prices that lie way beyond the selling prices at the time especially, in the T1 and T2 sectors.

The new Sven Hedin continues this tradition on the basis of the MAN TGE which is part of the VW group portfolio. Discover for yourself!



Innovation, design and quality – it is these three terms that have been characterizing Westfalia for more than 65 years.





2



3



4

- 1 More than six decades, more than 550.000 units..
- 2 „Der Große von Westfalia” - the first Sven Hedin design.
- 3 Captivating functional sitting areas in the 70s..



5

- 4 T1 and T2 models in front of the Westfalia production plant.
- 5 One of the first Sven Hedins from 1976, out and about in Italy.







well thought out

The living space in the new Sven Hedin looks lavish, bright and comfortable. The optimization of the seating and the kitchen block creates a wider passage to the bathroom and sleeping area.

- 1 The retractable table allows the driver and passenger seats to be integrated perfectly in the seating area.
- 2 The ceiling cupboards are convincing with the storage space they offer.





BEAUTIFUL LIVING!

Living in a Sven Hedin means living in harmony with oneself and one's environment. The generous spatial distribution, the well thought out floor plan and the ergonomically optimized dimensions of the seating and living space furniture ensure a pleasant and relaxing leisure experience right from the beginning. The overall lavish appearance is an outcome of the fundamental, detailed optimizations in the dimensions of the individual elements, including the seating, kitchen block and storage compartments.

The luxurious selection of materials, right from the upholstery to the flooring, from the wall panelling and the furniture decor to the worktops, creates a harmonious and, at the same time, a high-class environment. That values like technical precision and quality have also been factored in is almost self-evident with a product from the Westfalia brand.



The perfectly contoured seating makes travelling more than just pleasant, even on long tours with an unparalleled seating comfort.





IT BOILS DOWN TO THE INGREDIENTS.

The way to the heart is through the stomach. Although this holds true for every day, it is particularly applicable when on a holiday. The kitchen in the new Sven Hedin has thus consciously been designed such that nothing comes in the way of preparing an excellent meal.

The kitchen in Sven Hedin makes an impression through its remarkably thought-out functionality. Cups, plates, cutlery, pots and pans are tidily placed in the spacious storage spaces above and below the kitchen top. If you decide to cook, you have everything handy! To add to that, you have the new compressor refrigerator with a 70 litre capacity, designed for Sven Hedin, integrated into the kitchen block, which also helps you have all your ingredients within reach.

The large countertop offers a lot of room for your preparations, and your planned meal can be conjured up in no time on the 2-flame cooker.



With a kitchen, it is just like a good meal. It boils down to the ingredients. That's the reason we give so much importance to the materials that we use in a Westfalia.





Innovative

The new, 70 litre slide-out refrigerator, designed for Sven Hedin, is located on the far end of the kitchen block, and is also easily accessible from the outside.



1 The tidy cutlery drawer is also integrated in the new kitchen block.



2 The 2-flame cooker is located right next to the sliding entrance door.







1 The touch activated activated LED lights below the ceiling cupboards ensure pleasant lighting.

2 The bed system crafted for the Sven Hedin is based on a cold-foam mattress and a multi-dimensional Froli foundation.





SLEEP WELL!

Holidays and leisure time mean relaxation, certainly during the day, but also at night. And with this premise in mind, we entirely re-innovated the sleeping area when designing the Sven Hedin.

The reason: the compact dimensions of the MAN TGE would not have allowed for a classic layout with a transverse bed having a length of approx. two meters. Thus, instead of opting for the assembly of fixed outer parts, our designers found an alternative. They decided for the patented Sven Hedin pop-out system.

The foot area of the bed holds an electrically retractable and insulated bed extension, for when you need it. It allows for a comfortable length of two meters. If you no longer need the extension, the mechanism slides back in and the aerodynamic line of the motor home is restored again.



We have once again significantly expanded the storage space, even in the sleeping area of the Sven Hedin, e.g. with the ceiling cupboard above the rear doors.



partitioned

The bathroom in the Sven Hedin is separated from the living area by a sturdy door. This is useful when you have other passengers in the vehicle. It is a priceless advantage that you may naturally expect with an innovation leader like the Sven Hedin.



spatial

The large mirror surfaces make the compact bathroom in the Sven Hedin appear bigger, brighter and more pleasant.



REFRESHED FOR THE NEW DAY!

After a relaxing sleep, get a bright start to your day in the newly designed bathroom. The spacious room partitioning which you have come to expect from the Sven Hedin interiors is extended even to here.

Unhindered movement, whether in the integrated shower or in front of the wash basin, is mandatory for a van of this class. And even the choice of materials is worthy of a trend setter. The exclusive design that significantly defines the overall impression of the bathroom is impressive, even at first glance.

The wash basin, made of low-maintenance but high-quality plastic, the chromium-plated mixer tap in the wash basin as well as in the shower area, and the LED light strips complete the innovative design perfectly. A lot of shelves and base cabinets have also been provided to accommodate all bath accessories comfortably.

The large fresh water and waste water tanks ensure that you are not left high and dry, even after a long shower. The bathroom in the new Sven Hedin is how you give your new day a perfect start - even on a holiday!



The bathroom in the new Sven Hedin bears its name justifiably: well thought out function paired with an innovative design.



practical

The step in the Sven Hedin can also be used as a separate shoe cabinet.





INNOVATION AND COMPETENCE



It is the details that are fascinating. The new Sven Hedin presents numerous innovations, all of which, when put together, show only one thing: Westfalia motor homes set the standard.

For instance, take the sleeping area. With the Sven Hedin pop-out bed solution, you need not sacrifice anything: the excellent aerodynamics of the MAN TGE remains unaffected during the journey; and at night, you can relax on a bed surface of more than two meters.

Or, take the new kitchen block with the slide-out compressor refrigerator, especially designed for the Sven Hedin. Two refrigerated compartments, which can be pulled out one by one and which allow a total of more than 70 litres of cooling space.

Or, the innovative storage space concept in the rear. Even with the fully functional double bed, you could easily store large and bulky equipment, such as a mountain-bike, in the rear garage.

Naturally, the front of the storage area can also be used - whether for skis in winter or a surfing board in summer, you can always utilize the space as optimally as you wish.

TECHNOLOGY & COLOURS



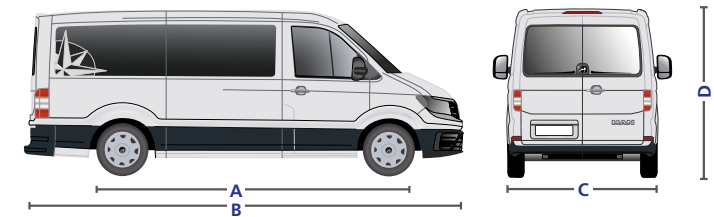
Base	MAN TGE High-roof
Diesel-engine / Gearbox	2.0 TDI EU6 SCR BlueMotion 103 kW (140 HP), 6-gear manual 2.0 TDI EU6 SCR BlueMotion 103 kW (140 HP), 8-gear automatic 2.0 TDI EU6 SCR BlueMotion 130 kW (177 HP), 8-gear automatic
Drive	Front-wheel drive
Length / width / height	5,986 mm x 2,040 mm x 2,670 mm
Wheelbase	3,640 mm
Mass in running order (VO (EU) 1230/2012)*	3,002 kg
Permissible vehicle weight	3,500 kg
Payload**	498 kg
towing capacity (braked / unbraked)	2,500 kg - 3,000 kg (depending on the base vehicle) / 750 kg
Berths / seats	2 / 4
Interior fittings	75 l Compressor refrigerator with removable compartments 4.8 KW hot water heating system with 4 convectors Isofix-mountings for child seats Temperature control via central electronic system
Freshwater and wastewater tank	100 l / 84 l

Dimensions

Measurements:

Sven Hedin

A: Wheelbase	3,640 mm
B: Length	5,986 mm
C: Width	2,040 mm
D: Height	2,670 mm



* Mass in running order including driver (75 kg), Fuel tankful (90%), Freshwater tankful (100 %), Gas supply with cylinder as well as tool kit, adapter cable and extension cable.

** Payload: Difference between technically permissible total weight and mass in running order.

Interior upholstery



fabric „Toronto Grid“



optional leather



optional synthetic leather

Body colours*

Solid paint



Candy white



Deep Ocean



Cherry red



Bright orange



Ontario Green

Metallic paint**



Indium grey



Reflex silver



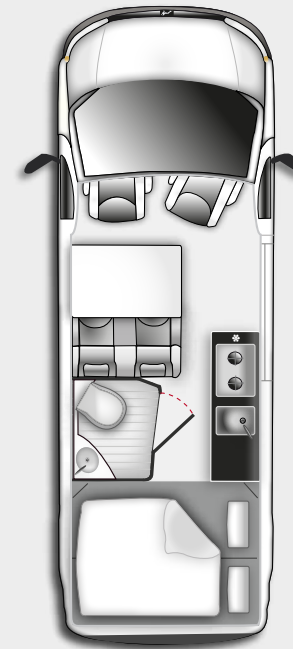
Deep Black Pearl Effect

* When ordering the vehicle, please check for colour availability.

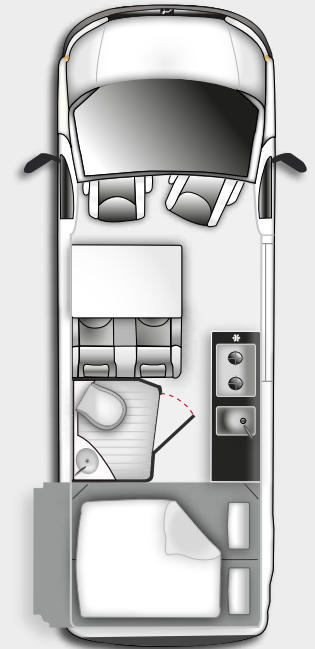
** Metallic paints are extras.

Status at press deadline. The shades illustrated here can vary from the original shade due to printing technology.

Floor plans:



Day



Night

Sven Hedin features

- + compact length of 5.99 metres
- + large rear transverse bed with pop-out
- + flexible rear storage
- + Kitchen block with slide-out refrigerator

All prices inclusive of the statutory VAT as on August 2020. Subject to modifications. Prices excluding handover inspection and transportation costs.

The General Terms and Conditions of Westfalia Mobil GmbH shall apply. No liability is accepted for printing errors and mistakes. Subject to technical changes. Vehicles are partly shown with optional extras, which do not correspond to the standard equipment (refer to article 2, clause 2 VO (EU) 1230/2012).

A purchase contract can only be concluded with your binding order and the order confirmation of your dealer. The water supply system at least corresponds to standards practices 07/2011 (Directive 2002/72/ EC).

Subject to changes in price, technical details, facilities and equipment, as well as design concept. The information about the scope of delivery, appearance and performance corresponds to the knowledge available at the time of printing. Deviations of +/- 5% are possible for dimensional and weight data, even in running order, and the technically permissible total mass.

As per art. 2, clause 4 a) VO (EU) 1230/2012, the mass in running order is, unless otherwise specified in the catalogue, in the price lists or in the technical specifications, or unless otherwise agreed upon with your seller, defined as: The vehicle mass with the standard equipment as per manufacturer's specifications incl. driver (75 kg), fuel tank filled up to 90 %, systems containing fluids filled up to 100 % (annexe V, clause 2.6, footnote (h) VO (EU) 1230/2012) as well as, if available, the trailer equipment, the mass of the spare wheel and of the tool.

Special equipment (additional equipment) and accessories increase the mass in running order and reduces the cargo load. Cargo load as per the catalogue specifications is defined as: Difference between the technically permissible total mass and the mass in running order. Refer to our prospectus or ask your dealer/seller for the weight of the special (additional) equipment and of the accessories.

The maximum permissible number of persons given is dependent on the weight and axle load. It can be reduced as a result of the installation of special equipment (additional equipment) and accessories, so that individual seats cannot be used in favour of load-carrying capacity. If all seats are supposed to be used, payload must be properly adjusted. The technically permissible total mass as well as the axle loads must not be exceeded.

The load-carrying capacity may be reduced as a result of the installation of special equipment (additional equipment) and accessories. The minimum cargo load must be adhered to at all times (refer to annexe I, clause 2.6.4.1.2 VO (EU) 1230/2012). The minimum cargo load is calculated as follows: Minimum cargo load in kg = (vehicle length in meters + maximum number of co-passengers + driver) x 10. Moreover, the load-carrying capacity is not only dependent on the mass in running order, the actual vehicle mass (article 2, clause 6 VO (EU) 1230/2012), the weight of the accessories and the technically permissible total mass, but also on the respective axle loads. In order to utilise the maximum load-carrying capacity of the vehicle requires axle-dependent load distribution. This must be verified before commencing every journey. Even all other regulations necessary for the safe operation of the vehicle must be adhered to when using the vehicle.

Mass and weight data is specified in accordance with VO (EU) 1230/2012 unless deviating regulations are made in the catalogues, price lists or the technical data.



westfalia-mobil.com

Westfalia Mobil GmbH
Gleichenstraße 20
D-99867 Gotha
Fon +49 (0) 3621 / 51251-00
Fax +49 (0) 3621 / 51251-99
info@westfalia-mobil.com