



JAMES COOK 2021







A LIVING LEGEND


The James Cook is a legend. For decades it has been the benchmark when it comes to expanding exclusive panel vans.

For the first time in the new model series, the James Cook will have three different body variants. The first is the original Mercedes tin roof, where the James Cook offers four seats and two berths. The second alternative is the James Cook with a pop-up roof, four berths and four seats. The top model is the James Cook with GRP high roof, also with four berths and four seats.

Common to all models is the new slide-out system developed by Westfalia. In less than 40 seconds, a module moves outwards in the rear of the motorhome, creating a bedroom that is 2.07 metres long and more than 1.40 metres wide. A lying surface that is a real milestone in the compact panel van class, because the James Cook is shorter than 6 metres.




More than 40 years ago, the first James Cook were built in the Westfalia factory in Wiedenbrück. Vehicles that delight their customers even today and that are still popular at the James Cook meetings. Quality, made by Westfalia Mobil.





2



3



4



5

- 1 From 1978 to 1995 the first generation of the James Cook was.
- 2 The basis for the first generation was Mercedes T1.
- 3 From 1995 to 2006 the second generation rolled off the assembly.
- 4 The third generation was built on NCV3 from 2006 to 2012.
- 5 The GRP high roof was just one of the many highlights.







Sophisticated

The spacious seating area sets the living space in the new James Cook. The driver seat and the front passenger seat can be integrated just as perfectly as the double seat bench with lounge function.

- 1 The exclusive choice of materials underlines the premium standard of the new James Cook series.
- 2 The storage space in the ceiling cupboards is spacious.





LIVING AT A WHOLE NEW LEVEL!

The living space is the central space of a premium van. You live here, eat here, meet friends here, listen to music or watch TV. And so, you have a good reason to set the highest standards. For this very reason, living space had a high priority during the development of the new James Cook. It was our goal to make living as pleasant and comfortable as possible for you.

The bright and high-quality overall impression in the new James Cook is the result of attractive combination of white furniture surfaces and fronts and contrasting black covers of seating furniture and black surfaces of canopies. Large windows in the living and roof space create a bright and friendly atmosphere during the day, and numerous light bands and spots take on this function at night.

The two driver seats and the seat bench can be combined with the table to create a comfortable and spacious seating area. It goes without saying that we have ergonomically optimised the seat bench again in premium vans like the James Cook.



The optimal use of space in the James Cook can be seen in many details, such as the wardrobe, which forms a unit with the body of the shower. Functional and sophisticated, simply Westfalia!





SHOWING GOOD TASTE!

If you take a closer look at the kitchen of the new James Cook, you can see what opportunities are available if you pursue consistent development.

The kitchen in the James Cook can be described in a few words: ergonomics and functionality, paired with a stylish design. Everything is in hand's reach. Shelves, pull-out cupboards, ceiling cupboards – one grab and you have what you need.

The 90 litre compressor refrigerator with ice compartment, 12 volt or 230 volt sockets (with external power connection), the two-burner hob, the chrome-plated mixer tap - everything is designed to make your cooking as pleasant as possible.

Have fun with the new kitchen in the James Cook.



The experience of motorhome developers is evident only when space and function are combined. It has been more than 60 years at Westfalia. And you can see that.





Functional


The 90 litre compressor refrigerator blends harmoniously with the kitchen unit. Set up slightly upward, it is easily accessible.




1 Remarkable: The door of the new refrigerator can be opened in both the directions.

2 The large sink is located next to the two-burner hob.







- 1 Storage space can also be found in the rear area of the motorhome - ceiling cupboards in the bed module.
- 2 The bed system in the James Cook provides a particularly restful sleep. The foam mattress is optimally matched to the multi-dimensional spring base.





WE GIVE ROOM FOR YOUR DREAMS!

With a length of 5.93 metres, the James Cook of the new generation is still a compact motorhome. So how do you solve the problem of integrating longitudinal beds into the mobile home with such handy dimensions?

As Westfalia Mobil GmbH through a slide-out system in which a module in the rear of the motorhome can be electrically extended backwards within a very short time. This creates a sleeping surface of approx. 2.07 metres length and 1.40 metres width, a double bed for two adults.

And if you want to continue driving after a fantastic night, all you need to do is press a button and the entire unit retracts. As you can see, with creativity and innovative thinking WE will find solutions that inspire YOU. See for yourself.



The extendable rear module is integrated as standard in all three variants. A large longitudinal berth and still a vehicle length of less than six meters, that's what makes the James Cook so special.



Separated

The separate sink has a chrome-plated mixer tap. In addition, the bathroom of the James Cook also has a separate pull-out shower head.



Intelligent

Numerous storage compartments offer space for all kinds of bathroom accessories.



Practical

The large WC is arranged parallel to the bathroom wall, which means a lot of space and even more comfort.





THE BEST IN ITS CLASS!

Our developers have paid close attention even to the bathroom of the new James Cook. Not only should it inspire you with its well-thought-out details, it should also set the benchmark thanks to its size. And we have succeeded.

After all, you don't want to do without anything in a premium van that you are used to at home: a powerful shower with a large water tank, a separate sink, a comfortable toilet, large storage shelves and storage spaces – we have integrated all this in the bathroom of the new James Cook.

A large wall window ensures good ventilation and a friendly overall impression. In combination with a large mirror and a semi-transparent bathroom door, the room, which is already large, appears even larger and brighter.

The bathroom in the new James Cook. We proudly say: The best in its class!

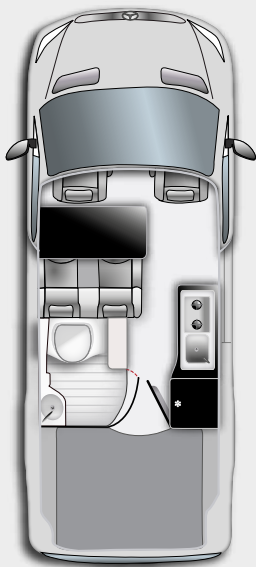


The interior freshwater tank has a capacity of approximately 100 litres, so that nothing stands in the way of a long shower.

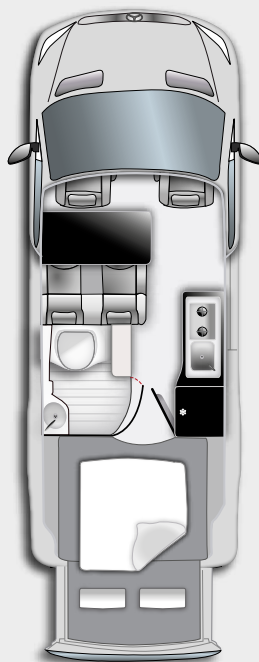




Floor plans:



Day



Night



Features of Classic

- + compact length of 5.93 metres
- + large rear longitudinal berth in the slide-out
- + "Best in Class" bathroom
- + Kitchen unit with large refrigerator



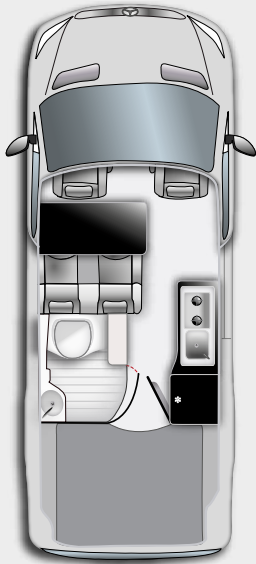
JC CLASSIC



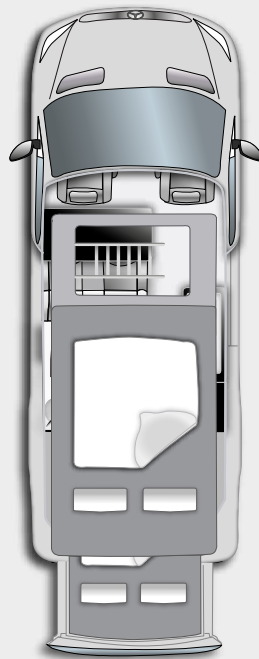





Floor plans:



Day



Night



Features of pop-up roof

- + 4 seats and 4 berths
- + large rear longitudinal berth in the slide-out
- + "Best in Class" bathroom
- + Kitchen unit with large refrigerator



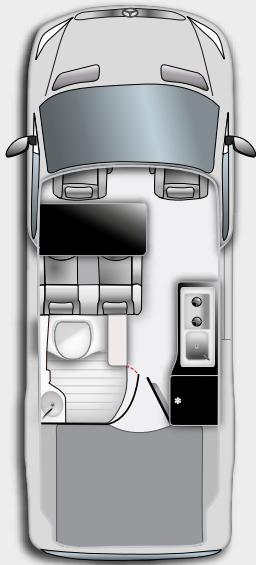
JC POP-UP ROOF



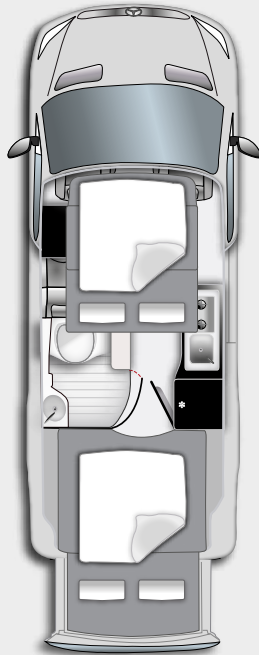




Floor plans:



Day



Night



Features of high roof

- + 4 seats and 4 berths
- + large rear longitudinal berth in the slide-out
- + "Best in Class" bathroom
- + Kitchen unit with large refrigerator



JC HIGH ROOF





Convincing

The overall concept of the James Cook is convincing thanks to its combination of technically innovative solutions and perfect craftsmanship.



Interactive control system

So that you have everything under control: All functions of the mobile home can be controlled via a touchscreen in the cockpit, the control panel in the living room (optional) or even via remote control on your mobile phone.





WESTFALIA QUALITY!

You have read the term “Westfalia class” many times in this catalogue. You will experience that there is much more to it than just a marketing promise if you simply take a closer look at a Westfalia.

It is the choice of materials that impresses at first glance and convinces at second glance due to its durability.

It is the quality with which every vehicle is manufactured: Craftsmanship paired with innovative production processes.

It is the will to innovate that makes every Westfalia mobile home a milestone in the respective vehicle class. New solutions and trend-setting designs that are only available exclusively at Westfalia.

TECHNOLOGY & COLOURS



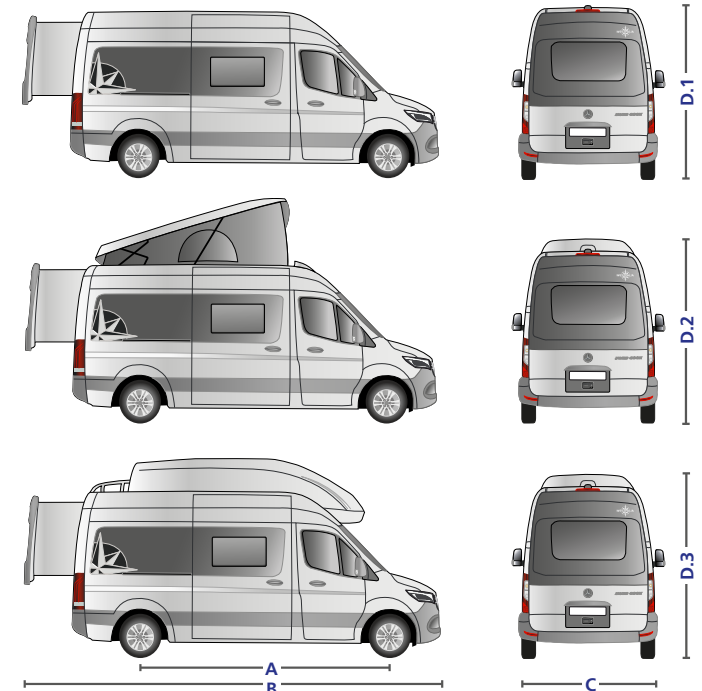
Base	Mercedes Benz standard panel van
Diesel engine / gearbox	314 CDI 2.1 l 143 PS, Euro VI, 6-speed manual gearbox
	2.1 l 143 PS
	2.1 l 163 PS
	3.0 l 190 PS (additional weight 40 kg)
Drive	Rear-wheel drive
Length / width / height	Classic: 5,932 mm x 2,050 mm x 2,850 mm
	Pop-up roof: 5,932 mm x 2,050 mm x 2,915 mm
	High roof: 5,932 mm x 2,050 mm x 3,375 mm
Wheelbase	3,665 mm
Mass in running order (VO (EU) 1230/2012)*	2,886 kg (Classic), 3,055 kg (PR), 3,053 kg (HR)
Permissible vehicle weight	3,500 kg
Payload**	614 kg (Classic), 445 kg (PR), 447 kg (HR)
Towing capacity (braked / unbraked)	2,800 kg / 750 kg
Berths / seats	2-4 / 4
Interior fittings	90 l compressor refrigerator, temperature is regulated via central electronics 4.8 KW hot water heating system with 4 convectors Isofix connectors for child seats
Freshwater and wastewater tank	100 l / 78 l

Dimensions

Measurements:

James Cook

A: Wheelbase	3,665 mm	D.1: Height of Classic	2,850 mm
B: Length	5,932 mm	D.2: Height of PR	2,915 mm
C: Width	2,050 mm	D.3: Height of HR	3,375 mm



* Mass in running order includes driver (75 kg), fuel tank filling (90%), fresh water tank filling (10%), Gas supply with cylinder as well as tool, adapter cable and extension cable.

** Loading capacity: Difference between technically permissible total weight and mass in running order

Interior



Fabric "Maturin black"



Leather optional



Artificial leather optional

Body colours*

Uni-paint



Arctic white



Jupiter red



Steel blue



Blue grey



Jet black



Camper white

Metallic paint**



Obsidian black



Tenorite grey



Cavansite blue



Iridium silver



Selenite grey

* Please check colour availability at the time of vehicle order.

** Special paint and metallic paint are special accessories.

Status at the time of publication. The colours shown may differ from the original due to the printing process.

All prices inclusive of the statutory VAT as on August 2020. Subject to modifications. Prices excluding handover inspection and transportation costs.

The General Terms and Conditions of Westfalia Mobil GmbH shall apply. No liability is accepted for printing errors and mistakes. Subject to technical changes. Vehicles are partly shown with optional extras, which do not correspond to the standard equipment (refer to article 2, clause 2 VO (EU) 1230/2012).

A purchase contract can only be concluded with your binding order and the order confirmation of your dealer. The water supply system at least corresponds to standards practices 07/2011 (Directive 2002/72/ EC).

Subject to changes in price, technical details, facilities and equipment, as well as design concept. The information about the scope of delivery, appearance and performance corresponds to the knowledge available at the time of printing. Deviations of +/- 5% are possible for dimensional and weight data, even in running order, and the technically permissible total mass.

As per art. 2, clause 4 a) VO (EU) 1230/2012, the mass in running order is, unless otherwise specified in the catalogue, in the price lists or in the technical specifications, or unless otherwise agreed upon with your seller, defined as: The vehicle mass with the standard equipment as per manufacturer's specifications incl. driver (75 kg), fuel tank filled up to 90 %, systems containing fluids filled up to 10 % (annexe V, clause 2.6, footnote (h) VO (EU) 1230/2012) as well as, if available, the trailer equipment, the mass of the spare wheel and of the tool.

Special equipment (additional equipment) and accessories increase the mass in running order and reduces the cargo load. Cargo load as per the catalogue specifications is defined as: Difference between the technically permissible total mass and the mass in running order. Refer to our prospectus or ask your dealer/seller for the weight of the special (additional) equipment and of the accessories.

The maximum permissible number of persons given is dependent on the weight and axle load. It can be reduced as a result of the installation of special equipment (additional equipment) and accessories, so that individual seats cannot be used in favour of load-carrying capacity. If all seats are supposed to be used, payload must be properly adjusted. The technically permissible total mass as well as the axle loads must not be exceeded.

The load-carrying capacity may be reduced as a result of the installation of special equipment (additional equipment) and accessories. The minimum cargo load must be adhered to at all times (refer to annexe I, clause 2.6.4.1.2 VO (EU) 1230/2012). The minimum cargo load is calculated as follows: Minimum cargo load in kg = (vehicle length in meters + maximum number of co-passengers + driver) x 10. Moreover, the load-carrying capacity is not only dependent on the mass in running order, the actual vehicle mass (article 2, clause 6 VO (EU) 1230/2012), the weight of the accessories and the technically permissible total mass, but also on the respective axle loads. In order to utilise the maximum load-carrying capacity of the vehicle requires axle-dependent load distribution. This must be verified before commencing every journey. Even all other regulations necessary for the safe operation of the vehicle must be adhered to when using the vehicle.

Mass and weight data is specified in accordance with VO (EU) 1230/2012 unless deviating regulations are made in the catalogues, price lists or the technical data.



westfalia-mobil.com

Westfalia Mobil GmbH

Gleichenstraße 20

D-99867 Gotha

Fon +49 (0) 3621 / 51251-00

Fax +49 (0) 3621 / 51251-99

info@westfalia-mobil.com