


FLORIUM

by FLEURETTE



CREATING
emotion

2021 COLLECTION

RAPIDO
GROUP

You are **UNIQUE**, And your travels are too.

FLORIUM
by **FLEURETTE**

Two brands, two styles,
one mission:
**to give you thrilling travels
and experiences.**

Travel and live with
FREEDOM, always.

Pages **8 to 15** > FLORIUM



Rediscover the beauty
of France's regions
with **GENUINE** experiences.

Pages **16 to 23** > FLORIUM
by FLEURETTE



Enjoy **EXCEPTIONAL**
experiences every day.

Pages **24 to 27** > CRISTAL limited edition series



Over 50 years of history	04
100% polyester und fitted joinery	06
Assembly method and insulation	07
FLORIUM	08
Baxter range	10
Mayflower range	12
Winchester range	14
FLORIUM by FLEURETTE	16
Migrateur range	18
Magister range	20
Discover range	22
CRISTAL LIMITED EDITION SERIES	24
Specs	28
Upholstery	32
Overview of layouts	34

FLORIUM
by FLEURETTE

2020

Over 50 years of SHARES **EMOTION**

The Lucas family played a key role in shaping the focus on expertise and skill underpinning FLEURETTE CONSTRUCTEUR. This DNA is the basis for the longevity and growth of our FLEURETTE and FLORIUM motorhome brands, which celebrate their 10th anniversary this spring.

Our experience and customer focus have enabled us to adapt to changing trends and enthusiasm levels for recreational vehicles. This vision led us in 2016 to broaden our horizons by manufacturing campervans.

And further boosting our momentum, we launched a new production plant in Benet (Southern Vendée region) with a high tech joinery workshop and campervan assembly lines. This enables us to create a link between the past and the future, training new teams every day, passing on our love of good craftsmanship.

During these challenging times where everyone is craving more freedom, flexibility, exploration and safety, we are proud to be working hard every day to create the best recreational vehicles we can.



1967
Jean-Lucas creates the first folding caravan, the Super or "Petite Fleurette"



1977
Production of the first on-demand motorhome with a choice of designs



1980
Creation of the rigid folding caravan. It is equipped with assisted unfolding with automatic locking



1986
Presentation of the first "river permit" boat, the LUCAS 1000



1993
Launch of the first range of low-profile models



2007
Launch of the first low-profile Fleurette, Discover



2010
Launch of the modern Florium brand



2016
Ranges incorporated into the Westalia campervan brand



2017
Gathering of the most loyal Fleurette customers to celebrate the brand's 50th anniversary



2018
Launch of the Stylevan Emotion modern campervan brand



2019
Official opening of the new campervan production plant



2020
Launch of the new generation of A-class models



THE LEADER IN PREMIUM
MOTORHOMES IN FRANCE



Resolutely looking to the future, our teams carry on our company's 50 years of Made in France craftsmanship, from our first Super folding caravans right up to our latest 78LMF A-Class model. The recipe has never changed, based on pioneering techniques and hand-made design to satisfy the most exigent customers, combined with major investment in the production chain in the form of a design office of creative talents.

Since 2005 FLEURETTE CONSTRUCTEUR belongs to european group Rapido, a leader in the today's market for motorhomes, mobile homes, fitted vans and vans with elevating roofs. We share with the group the values of a family business: proximity, quality and innovation for French customers and their European neighbors.

Michaël LANGOUËT,
CEO.

2 BRANDS OF
CAMPING-CAR

2 BRANDS OF VAN

25 PROFESSIONS

170 SPECIALIST
ARTISANS

5 PRODUCTION
WORKSHOPS

14 LAYOUTS

14 POSSIBLE
STYLES

100% REINFORCED POLYESTER

bodywork motorhomes and unique, established expertise.

Today, FLEURETTE CONSTRUCTEUR is the only manufacturer in Europe with 100% polyester bodywork vehicles, which are produced entirely in our factory in the Vendée region.

QUALITY, DURABLE RAW MATERIALS.

The **high-tech gel coat**, a thermosetting resin-based top coat sprayed into our moulds, creates a glossy, smooth coloured surface. It is used to provide a quality finish and act as a varnish to extend the life of that part.

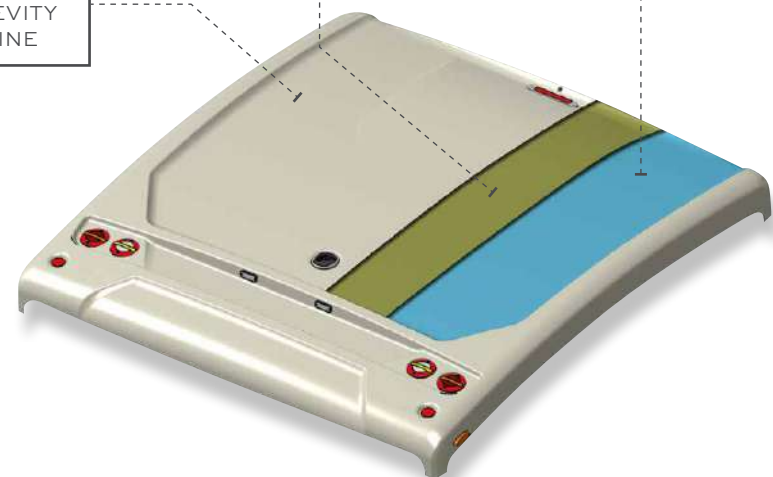
The **fiberglass lining** is a material with structural properties that provide resistance to hailstones while also enabling repairs.

The **resin matrix**, a damp- and heat-resistant material, increases the durability of bodywork parts and prevents corrosion.

=
HAIL-RESISTANT
& REPAIRABLE

=
HEAT-RESISTANT
& CORROSION-PROOF
MATERIAL

=
STYLE,
LONGEVITY
& SHINE



JOINERY FITTED,

expertise passed on through generations.

For over 50 years, we have been carefully crafting the furniture in our vehicles to give you robust interiors with elegant styles. In this way, we continue the tradition of quality finishes started by Jean Lucas, a cabinetmaker and the company's founder in 1967.



Today, combining industrial performance, digital order processing and artisanal craftsmanship, the joinery team draws on its skills and a wide variety of processes, working together to relentlessly enrich the layouts of our motorhomes.



Two woods, two styles:
- **Walnut** for Discover, Magister and Migrateur.
- **Cedar** for Baxter, Mayflower and Winchester.

A DESIGN OFFICE DEDICATED TO SOPHISTICATION AND ELEGANCE

Using high-performance design software, our developers strive every year to bring you new layouts and ingenious designs that match your lifestyle and deliver great storage spaces.



The only assembly method OF ITS KIND IN EUROPE,

by Fleurette Constructeur.



A recovery assembly system that is more resistant than end-to-end assembly, guaranteeing perfect waterproofing. The roof and polyester rear superimposed without contact onto the sandwich panel create an effective thermal barrier.

The hood, roof and rear are attached/affixed without drilling, by covering the sides.

Wraparound panoramic wide-angle windscreen, increased visibility for your safety.



Lowered full-width polyester storage area on reinforced chassis extension. It is padded and heated for greater insulation.

Flush bay improving the thermal insulation and security of your vehicle (cannot be removed from the outside).

Optimal INSULATION and increased RESISTANCE

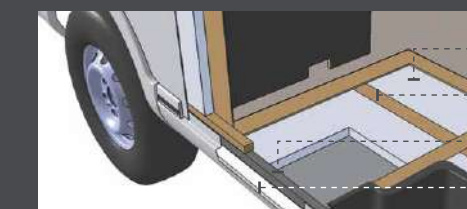
for maximum robustness.



With a polyester coating under the chassis and polyurethane brackets, this manufacturing system ensures the vehicle's underfloor seal and prevents corrosion and moisture infiltration by capillary action.

The insulating XPS Styrofoam (30 mm of Styrofoam either side and in the floor) is renowned for its great thermal and acoustic insulating properties, water-resistance and lightness.

The fibre composite/wood combination strengthens the structure of the walls and floor, combining the long-lasting properties of the composite with the exceptional solidity of solid wood.



Styrofoam
Wooden strip
Polyurethane strip
Polyester



Aluminium inserts in the panelling ensure the perfect stability of the structure and furniture (150 hard points on average).

All the materials in contact with the exterior are rot-resistant and create a watertight shield that enables us to offer you a 5-year water-tightness warranty, including 3 years without follow-up inspection. To ensure that this guarantee is as effective as possible during these 5 years, a watertightness check will be requested at the start of the 4th and 5th year.

A BREATH

of freedom and dreams without limits.
 PURTIY & DESIGN with Cedar style.

FLORIUM



BAXTER RANGE

THE COMPACT, FASHIONABLE
LOW-PROFILE

TV not supplied

60LG

Left-hand side bed

2 x 4 / 3 x 3 / 4 x 4



64LDF

Right-hand side bed
face-to-face living room

2 x 4 / 3 x 3 / 4 x 4



65LJG

Twin beds

2 x 4 / 3 x 3 / 4 x 4



MAYFLOWER RANGE

THE HAUTE-COUTURE LOW-PROFILE

TV not supplied

67LO

Lounge with storage area
+ 150 cm electric drop-down
double bed

2 x 3/4 / 4 x 4 / 5 x 5



70LMF

Central bed + face-to-face living
room + Electric drop-down single
bed (Option)

2 x 3/4 / 3 x 3 (4 optional) / 5 x 5



73LJG

Twin beds + face-to-face
living room + Electric drop-down
double bed (Option)

2 x 3/4 / 3 x 3 (4 optional) / 5 x 5



74LMF

Central bed face-to-face living
room + Electric drop-down double
bed (Option)

2 x 3/4 / 3 x 3 (4 optional) / 5 x 5



74LMC

Height-adjustable central bed
+ Electric drop-down
double bed as standard

2 x 4/5 / 5 x 5 / 6 x 6



WINCESTER RANGE

PREMIUM A-CLASS

TV not supplied

69LMC

Central bed over storage
area + I-shaped living room

N/D / 4 x 4 / 5 x 5



71LMF

Central bed face-to-face
living room

N/D / 4 x 4 / 5 x 5



74LJG

Twin beds over garage
+ Face-to-face living room

N/D / 4 x 4 / 5 x 5



75LMF

Height-adjustable central bed
+ Face-to-face living room

N/D / 4 x 4 / 5 x 5



75LOFT

Front face-to-face living room
+ Large rear living room

N/D / 4 x 4 (5 optional) / 6 x 6



78LMF (Heavy vehicles)

Height-adjustable central bed
+ Face-to-face living room

4 x 4 / 4 x 4 / 6 x 6



N/D = Not disclosed



1




2



3



4



5



6

- 1 / Living room 65 LJG - Beige/Damas upholstery
- 2 / Bedroom 65 LJG
- 3 / Wardrobe 65 LJG

- 4 / Bedroom 60 LG
- 5 / Kitchen 60 LG
- 6 / Storage area 65 LJG

BAXTER
RANGE



11



1

1 / Living room 74LMC -
Beige/Damas upholstery
2 / Kitchen 73 LJG



2



3



4



5

3 / Bathroom 67 LO
4 / Bedroom 74 LMC
5 / Drop-down bed 67 LO

MAYFLOWER RANGE



Wheel option and Gold & Black Pack



1



2



3



4



5

- 1 / Living room 69 LMC - Beige/Damas upholstery
- 2 / Living room 75 LMF - Émoucir Sablack upholstery

- 3 / Drop-down bed 75 LMF
- 4 / Kitchen 75 LMF
- 5 / Storage area 75 LMF

WINCESTER
RANGE



[RE]DISCOVER

the beauty of our regions.
AUTHENTICITY & ELEGANCE
with Walnut style.

FLORIUM
by **FLEURETTE**

MIGRATEUR

RANGE
THE ULTRA-COMPACT LOW-PROFILE

TV not supplied

60LG

Left-hand side bed

2x4 / 1x3 / 1x4



64LDF

Right-hand side bed
face-to-face living room

2x4 / 1x3 / 1x4



65LJG

Twin beds

2x4 / 1x3 / 1x4



MAGISTER

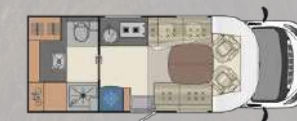
RANGE
THE ULTRA-SPACIOUS LOW-PROFILE

TV not supplied

67LO

Lounge with storage area
+ 150 cm electric drop-down
double bed

2x3/4 / 1x4 / 1x6



70LMF

Central bed + face-to-face living
room + Electric drop-down single
bed (Option)

2x3/4 / 1x3 (4 optional) / 1x5



73LJG

Twin beds + face-to-face
living room + Electric drop-down
double bed (Option)

2x3/4 / 1x3 (4 optional) / 1x5



74LMF

Central bed face-to-face living
room + Electric drop-down double
bed (Option)

2x3/4 / 1x3 (4 optional) / 1x5



74LMC

Height-adjustable central
bed + Electric drop-down
double bed as standard

2x4/5 / 1x5 / 1x5



DISCOVER

RANGE
THE ULTRA-SPACIOUS LOW-PROFILE

TV not supplied

69LMC

Central bed over storage
area + I-shaped living room

2xN/D / 1x4 / 1x5



71LMF

Central bed face-to-face
living room

2xN/D / 1x4 / 1x4



74LJG

Twin beds over garage
+ Face-to-face living room

2xN/D / 1x4 / 1x6



75LMF

Height-adjustable central bed
+ Face-to-face living room

2xN/D / 1x4 / 1x6



75LOFT

Front face-to-face living room
+ Large rear living room

2xN/D / 1x4 (5 optional) / 1x6



78LMF (Heavy vehicles)

Height-adjustable central bed
+ Face-to-face living room

2x4 / 1x4 / 1x7



N/D = Not disclosed



1

1 / Living room 64 LDF -
Cristal upholstery
2 / Kitchen 60 LG



2



3



4

MIGRATEUR

RANGE



CRISTAL LIMITED EDITION SERIES



1



2



3

- 1 / Living room 67 LO - Beige/Tenerife upholstery
 2 / Bedroom 74 LMF
 3 / Bathroom 74 LMF

MAGISTER
 RANGE





1



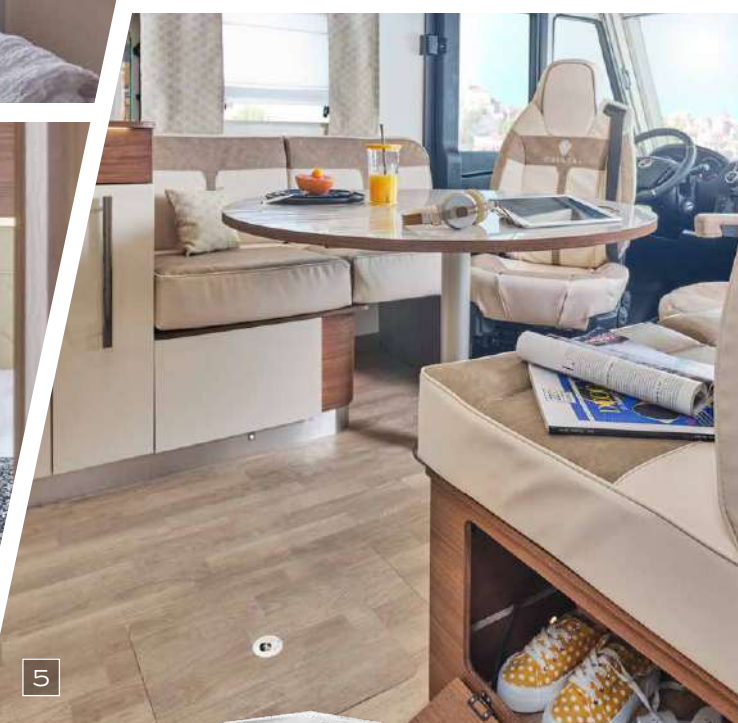
2



3



4



5

- 1 / Living room 75 LMF - Cristal upholstery
- 2 / Bedroom 75 LMF
- 3 / Fridge 74 LJG

- 4 / Bedroom 74 LJG
- 5 / Storage 75 LMF

DISCOVER
RANGE



23

A treat for the eyes
and an **EXCEPTIONAL** joy.
VIP level with Cedar style.

2021 limited edition series.



CRISTAL LIMITED EDITION SERIES

Crystals equal brilliance and strength. Two keywords that you will find throughout these five exclusive FLORIUM models by FLEURETTE. Within this welcoming, modern atmosphere, you can enjoy exceptional experiences in optimal comfort. The CRISTAL finish features premium fittings and stands out with its nautical-inspired style and luxury look, which make you feel like you are travelling in first class.



TV not supplied

Migrateur 64LDF

Limited edition fittings:

- Black alloy rims
- Black grille on the front
- Emocuir upholstery
- Truma 4 EH heating
- CRISTAL silkscreen print

2 x 4 / 1 x 3 / 1 x 4



TV not supplied

Magister 70LMF

Limited edition fittings:

- Black alloy rims
- Black grille on the front
- Emocuir upholstery
- Truma 4 EH heating
- CRISTAL silkscreen print

2 x 3/4 / 1 x 3 (4 optional) / 1 x 5



Magister 74LMF

Limited edition fittings:

- Black alloy rims
- Black grille on the front
- Emocuir upholstery
- Truma 6 EH heating
- CRISTAL silkscreen print

2 3/4 / 1 x 3 (4 optional) / 1 x 5



TV not supplied

Discover 71LMF

Limited edition fittings:

- Truma 6 EH heating
- Emocuir upholstery
- CRISTAL silkscreen print
- Leather-covered gear knob and steering wheel with controls

2 N/D / 1 x 4 / 1 x 4



N/D = Not disclosed

Discover 75LMF

Limited edition fittings:

- Truma 6 EH heating
- Emocuir upholstery
- CRISTAL silkscreen print
- Leather-covered gear knob and steering wheel with controls

2 N/D / 1 x 4 / 1 x 6





1



2

- 1 / Living room Magister 74 LMF - Cristal upholstery
- 2 / Living room Wincester 75 LMF - Cristal upholstery

CRISTAL
LIMITED EDITION SERIES



SPECIFICATIONS

DIMENSIONS AND WEIGHT	MIGRATEUR / BAXTER			MAGISTER / MAYFLOWER					DISCOVER / WINCESTER					
	60 LG	64 LDF	65 LJG	67 LO	70 LMF	73 LJG	74 LMC	74 LMF	69 LMC	71 LMF	74 LJG	75 LOFT	75 LMF	78 LMF
Overall Length (cm) +/- 5 %	5,99	6,47	6,59	6,77	6,97	7,38	7,38	7,38	6,99	7,19	7,49	7,49	7,49	7,86
Overall width (in cm) without rear view mirrors opened +/- 5 %	2,23	2,23	2,23	2,34	2,34	2,34	2,34	2,34	2,3	2,3	2,3	2,3	2,3	2,3
Overall Height (cm) +/- 5 %	2,65	2,65	2,65	2,75	2,75	2,75	2,75	2,75	2,88	2,88	2,88	2,88	2,88	2,88
MTPLM (Gross vehicle weight, kg)	3500	3500	3500	3500	3500	3500	3500	3500	3500	3500	3500	3500	3500	4400
MIRO (Unladen weight, kg) +/- 5 %	N/D	N/D	N/D	N/D	N/D	N/D	N/D	N/D	N/D	N/D	N/D	N/D	N/D	N/D
Travel places	4	4	4	3/4	3/4	3/4	4/5	3/4	N/D	N/D	N/D	N/D	N/D	4
Eating places	4	4	4	6	5	5	5	5	5	4	6	6	6	7
Sleeping places	3	3	3	4	3 (\$)/4 (O)	3 (\$)/4 (O)	5	3 (\$)/4 (O)	4	4	4	4 (\$)/5 (O)	4	4

SERVICES AND AUTONOMY	MIGRATEUR / BAXTER			MAGISTER / MAYFLOWER					DISCOVER / WINCESTER					
	60 LG	64 LDF	65 LJG	67 LO	70 LMF	73 LJG	74 LMC	74 LMF	69 LMC	71 LMF	74 LJG	75 LOFT	75 LMF	78 LMF
Gas locker for 1 bottle	S	-	-	-	-	-	-	-	-	-	-	-	-	-
Gas locker for 2 bottles	-	S	S	S	S	S	S	S	S	S	S	S	S	S
DUO CONTROL CS enables you to travel while using the gas heating	O	O	O	O	O	O	O	O	S	S	S	S	S	S
Fresh water frostprotected (L)	120	120	120	120	120	120/20*	120/20*	120/20*	205/20*	205/20*	205/20*	205/20*	205/20*	205/20*
Waste water frostprotected (L)	119	119	119	119	119	119	119	119	125	125	125	125	125	125
Manual waste water drainage system	S	S	S	S	S	S	S	S	-	-	-	-	-	-
Electrical waste water drainage system	-	-	-	-	-	-	-	-	S	S	S	S	S	S
Truma Combi4 with 10 L boiler	S	S	S	S	S	-	-	-	-	-	-	-	-	-
Truma Combi6 with 10 L boiler	-	-	-	-	-	S	S	S Except Magister Cristal	S	S	S	S	S	-
Truma Combi EH with 10 L boiler	O	(S) on Magister Cristal (O) on Mayflower	O	O	(S) on Magister Cristal (O) on Mayflower	O	O	(S) on Magister Cristal (O) on Mayflower	O	(S) on Discover Cristal (O) on Wincester	O	O	(S) on Discover Cristal (O) on Wincester	-
ALDE central heating	-	-	-	-	-	-	-	-	-	-	O	-	O	S
Pre-wiring for TV and loud speakers	S	S	S	S	S	S	S	S	S	S	S	S	S	S
Pre-wiring for reversing camera	S	S	S	S	S	S	S	S	S	S	S	S	S	S
220 V socket - 12 V socket - TV socket	S	S	S	S	S	S	S	S	S	S	S	S	S	S
100 Ah semi stationary auxillary battery	1	1	1	1	1	1	1	1	1	1	1	1	1	1
Charger transformer with separation coupler	S	S	S	S	S	S	S	S	S	S	S	S	S	S
LCD control panel (water, battery, inside and outside temperature)	S	S	S	S	S	S	S	S	S	S	S	S	S	S
LED lighting above the cell door	S	S	S	S	S	S	S	S	S	S	S	S	S	S
USB port	S	S	S	S	S	S	S	S	S	S	S	S	S	S

*20-litre calibration valve: to adhere to unladen weight payload

STANDARD BASE				MIGRATEUR / BAXTER			MAGISTER / MAYFLOWER					DISCOVER / WINCESTER					
				60 LG	64 LDF	65 LJG	67 LO	70 LMF	73 LJG	74 LMC	74 LMF	69 LMC	71 LMF	74 LJG	75 LOFT	75 LMF	78 LMF
FIAT				S	S	S	S	S	S	S	S	S	S	S	S		
AL-KO chassis				-	-	-	-	-	-	S	S	S	S	S	S		
Cylinders (cm³)				2,3	2,3	2,3	2,3	2,3	2,3	2,3	2,3	2,3	2,3	2,3	2,3		
Tax power (HP) - France ONLY				8	8	8	8	8	8	8	8	8	8	8	8		
Maximum power (Kw CEE)				104	104	104	104	104	104	104	104	104	104	104	117		
DIN power (H.P.)				140	140	140	140	140	140	140	140	140	140	140	160		
Maximum torque (Nm)				350	350	350	350	350	350	350	350	350	350	350	380		
Total admissible vehicule weight (Kg)				N/D	N/D	N/D	N/D	N/D	N/D	N/D	N/D	N/D	N/D	N/D	6000		
Wheelbase (mm)				3450	3800	3800	4035	4035	4035	4035	4035	4300	4300	4300	4675		
Front overhang (mm)				948	948	948	948	948	948	960	960	960	960	960	960		
Back overhang (mm)				1590	1728	1848	1789	1989	2399	2399	2399	1596	1796	1830	1860		
Fuel tank capacity (L)				75 / 19	75 / 19	75 / 19	75 / 19	75 / 19	60 / 19	75 / 19	75 / 19	75 / 19	75 / 19	75 / 19	90 / 19		
Radiator grill and spoiler black lacquered (exclusive Black Pearl)				-	S	-	-	(S) on Magister Cristal (-) on Mayflower	-	(S) on Magister Cristal (-) on Mayflower	-	-	-	-	-		
Manual gearbox (number of gears)				6	6	6	6	6	6	6	6	6	6	6	6		
Speed regulator and cruise control				O	O	O	O	O	O	O	S	S	S	S	S		
Cab air conditioning				S	S	S	S	S	S	S	S	S	S	S	S		
Electric windows				S	S	S	S	S	S	S	S	S	S	S	S		
Electric side mirrors				O	O	O	O	O	O	O	S	S	S	S	S		
Heated side mirrors				O	O	O	O	O	O	O	S	S	S	S	S		
Tinted windscreen and windows				S	S	S	S	S	S	S	S	S	S	S	S		
Remote controlled central locking (including cell door)				S	S	S	S	S	S	S	S	S	S	S	S		
Driver's airbag				S	S	S	S	S	S	S	S	S	S	S	S		
Passenger's airbag				O	O	O	O	O	O	O	S	S	S	S	S		
SRA Immobiliser system				S	S	S	S	S	S	S	S	S	S	S	S		
ABS braking				S	S	S	S	S	S	S	S	S	S	S	S		
Radio CD-MP3-USB Bluetooth-DAB+				O	O	O	O	O	O	O	-	-	-	-	-		
Kenwood Multimedia without CD - 6.8" double Din screen with wide angle rear view camera - USB - Bluetooth - DAB+. Mirroring for smartphones from Android 7.0 system onwards				-	-	-	-	-	-	-	S	S	S	S	S		
Rearview camera				O	O	O	O	O	O	O	S	S	S	S	S		
Captain Chair swivelling driver's and passenger chair with 2 armrests				S	S	S	S	S	S	S	S	S	S	S	S		
Cab seatcovers to match cabin trim				S	S	S	S	S	S	S	S	S	S	S	S		
Fitted carpet in the cab				S	S	S	S	S	S	S	S	S	S	S	S		
Daytime LED road lighting				O	O	O	O	O	O	O	S	S	S	S	S		
Puncture repair kit				S	S	S	S	S	S	S	S	S	S	S	S		
Alloy wheels				O	(S) on Migrateur Cristal (O) on Baxter	O	O	(S) on Magister Cristal (O) on Mayflower	O	O	(S) on Magister Cristal (O) on Mayflower	S	S	S	S	S	

PACKS	LOW-PROFILES								A-CLASSES					
	MIGRATEUR / BAXTER			MAGISTER / MAYFLOWER					DISCOVER / WINCESTER					
	60 LG	64 LDF	65 LJG	67 LO	70 LMF	73 LJG	74 LMC	74 LMF	69 LMC	71 LMF	74 LJG	75 LOFT	75 LMF	78 LMF
Comfort Pack: Hartal cell door with flyscreen, Remis front windscreen	○	○	○	○	○	○	○	○	-	-	-	-	-	-
Optimum Pack: Alde central heating, Heavy chassis 40H, engine Fiat 2,3 Multijet 160 HP	-	-	-	-	-	-	-	-	-	-	○	-	○	§
Metalic Pack (on Fleurette range): metallic grey cab, LED running lights	○	○	○	○	○	○	○	○	-	-	-	-	-	-
Gold & Black Pack (on Florium): champagne cab color, LED running lights	○	○	○	○	○	○	○	○	-	-	-	-	-	-
Navision High HiFi Pack: Pioneer Multimedia with 18cm screen and Head-Up display - GPS 46 countries with tourist sites Michelin green guides - DAB+ - Bluetooth - Apple CarPlay and Android car - USB + Rear view camera with permanent vision.	○	○	○	○	○	○	○	○	○	○	○	○	○	○
Traction + pack: electronic differential, ASR, hill start assistance	○	○	○	○	○	○	○	○	§	§	§	§	§	§
Luxury Pack for 78 LMF: Fitted Carpet, Converter 2000W, Coffee machine Nespresso, 2 Lithium Batteries 90Ah with solar panel Black Booster 120W, Retro-camera with Display fitted on the inside mirror, Control Display reported on Smartphone or a tablet	-	-	-	-	-	-	-	-	-	-	-	-	-	○

ENGINES	MIGRATEUR / BAXTER			MAGISTER / MAYFLOWER					DISCOVER / WINCESTER					
	60 LG	64 LDF	65 LJG	67 LO	70 LMF	73 LJG	74 LMC	74 LMF	69 LMC	71 LMF	74 LJG	75 LOFT	75 LMF	78 LMF
FIAT 2,3 Multijet 140 HP	S	S	S	S	S	S	S	S	S	S	S	S	S	-
FIAT 2,3 Multijet 140 HP Automatic gearbox	O	O	O	O	O	O	O	O	O	O	O	O	O	-
FIAT 2,3 Multijet 160 HP	O	O	O	O	O	O	O	O	O	O	O	O	O	S
FIAT 2,3 Multijet 160 HP Automatic gearbox	O	O	O	O	O	O	O	O	O	O	O	O	O	O
FIAT 2,3 Multijet 180 HP	O	O	O	O	O	O	O	O	O	O	O	O	O	O
FIAT 2,3 Multijet 180 HP Automatic gearbox	O	O	O	O	O	O	O	O	O	O	O	O	O	O

CELL EQUIPMENTS	MIGRATEUR / BAXTER			MAGISTER / MAYFLOWER					DISCOVER / WINCESTER					
	60 LG	64 LDF	65 LJG	67 LO	70 LMF	73 LJG	74 LMC	74 LMF	69 LMC	71 LMF	74 LJG	75 LOFT	75 LMF	78 LMF
150 L AES refridgerator with frozen food compartment	S	S	S	S	S	S	S	S	S	S	S	S	S	S
153 L AES refridgerator with frozen food compartment and integrated grill hoven	-	O	O	O	O	O	O	O	O	O	O	O	O	O
Extractor hood with side extraction	O	O	O	O	O	O	O	O	S	S	S	S	S	S
Stainless steel 2-burner hob with glass cover	S	S	S	S	S	S	S	S	S	S	S	S	S	S
Stainless steel	S	S	S	S	S	S	S	S	S	S	S	S	S	S
Kitchen mixer tap	S	S	S	S	S	S	S	S	S	S	S	S	S	S
Bottle racks	S	S	-	-	-	-	-	-	S	S	S	S	S	S
Central table with extension	-	-	-	S	S	S	S	S	S	S	S	S	S	S
Bathroom with shower cabinet	S	S	S	S	S	S	S	S	S	S	S	S	S	S
Brass-chromed washbasin and shower	S	S	S	S	S	S	S	S	S	S	S	S	S	S
Telescopic towel rail	S	S	S	S	S	S	S	S	S	S	S	S	S	S

CELL EQUIPMENTS	LOW-PROFILES								A-CLASSES					
	MIGRATEUR / BAXTER			MAGISTER / MAYFLOWER					DISCOVER / WINCESTER					
	60 LG	64 LDF	65 LJG	67 LO	70 LMF	73 LJG	74 LMC	74 LMF	69 LMC	71 LMF	74 LJG	75 LOFT	75 LMF	78 LMF
Curtain panels, nettings, bed cover, tartan rug on middle bed only	O	O	O	O	O	O	O	O	S	S	S	S	S	S
Opening, double glazed windows with anti UV-treatment	S	S	S	S	S	S	S	S	S	S	S	S	S	S
Blind and flyscreen on all the windows	S	S	S	S	S	S	S	S	S	S	S	S	S	S
Privacy store	-	-	-	-	-	-	-	-	S	S	S	S	S	S
Sliding window with bling and flyscreen on the cell door	O	O	O	O	O	O	O	O	S	S	S	S	S	S
Cell door XL	-	S	-	S	-	-	-	-	S	S	S	S	S	S
Flyscreen on the cell door	O	O	O	O	O	O	O	O	S	S	S	S	S	S
Folded cab blinds	O	O	O	O	O	O	O	O	S	S	S	S	S	S
Bed with slatted frame and Bultex type high-density mattress	S	S	S	S	S	S	S	S	S	S	S	S	S	S
Rear bed dimensions	1920 x 1300	1919 x 1300	1940 x 800 (x2)	-	1900 x 1500	1965 x 800 (x2)	1900 x 1500	1900 x 1500	1900 x 1500	1900 x 1500	800 x 2000 (x2)	(O) 1900 x 1400	1900 x 1500	1900 x 1500
Front bed dimensions	1900 x 690	1900 x 800	1900 x 900	1900 x 1500	(O) 1900 x 1100	(O) 1900 x 1300	1900 x 1400	(O) 1900 x 1300	1850 x 1350	1850 x 1350	1850 x 1350	1850 x 1350	1850 x 1350	1850 x 1350
Front lounge converts to a bed with a telescopic table foot	S	S	S	S	S	S	S	S	-	-	-	-	-	-
Drop-down bed for 2 persons with slatted frame	-	-	-	S	O	O	S	O	S	S	S	S	S	S
Rigid bedroom partition	-	-	-	S	S	S	S	S	S	S	S	S	S	S
Curtain bedroom partition	-	S	S	-	-	-	-	-	-	-	-	-	-	-
TV bracket	1	1	1	1	1	1	1	1	1	1	1	2	1	1
Wardrobe	1	1	1	2	2	1	2	2	2	2	1	2	2	2
Storage compartment under the bed	S	S	S	-	S	S	S	S	S	S	S	S	S	S
Inside storage compartment in the double floor	-	-	-	-	-	-	-	-	S	S	S	S	S	S
External access to the double floor	-	-	-	-	-	-	-	-	S	S	S	S	S	S
Electric stepladder	-	-	-	-	-	-	-	-	S	S	S	S	S	S
Skylight with blind and flyscreen	S	S	S	S	S	S	S	S	S	S	S	S	S	S
Garage doors	H41 x L70	H41 x L95	H91 x L70 H 56 x L58	H114 x L55 H68 x L63	H80 x L70 H68 x L63	H114 x L70 H68 x L63	H114 x L70 H68 x L63	H114 x L70 H68 x L63	H95 x L79 H80 x L85	H95 x L79 H80 x L85	H114 x L79 H72 x L41	H54 x L79 H16 x L89	H114 x L79 H80 x L85	H114 x L79 H80 x L85
Garage storage volume (in liters)	700	899	1800	2000	1800	2400	1900 à 2300	1900 à 2300	2300	2300	2800	1100	2300 à 2700	2300 à 2700
Electrical bed adjustment	-	-	-	S	-	-	S	S	-	-	-	O	S	S
Under-floor garage compartment in polyester	-	-	-	S	S	S	S	S	S	S	S	S	S	S
Body work in polyester	S	S	S	S	S	S	S	S	S	S	S	S	S	S
Styrofoam insulation, 36 mm thick in the sides and floor	S	S	S	S	S	S	S	S	S	S	S	S	S	S
Sturdy wood/composite structure	S	S	S	S	S	S	S	S	S	S	S	S	S	S
Under floor with polyester Protect System	S	S	S	S	S	S	S	S	S	S	S	S	S	S
Polyester skin on the roof with greater resistance to bad weather	S	S	S	S	S	S	S	S	S	S	S	S	S	S
Roof deck	O	O	O	O	O	O	O	O	S	S	S	S	S	S
2 points safety belt	-	1	-	-	1	-	1	-	-	1	-	-	-	-
Height-adjustable 3-point safety belts	2	1	2	2	1	2	2	2	2	1	2	1	2	2

CUSTOMIZING MY INTERIOR

has never been so easy...



Because your second home should be as comfortable as your first, we offer you resolutely modern and fashionable style, placing your comfort first.

By choosing the fabric for your bench seats and cushions, you can create a cocooning atmosphere, in your style.



BEIGE & DAMAS



GREY & BEIGE



GREY & GOTLAND



BEIGE & MALTA

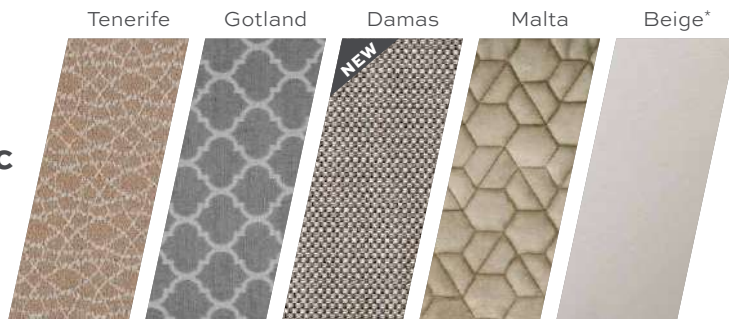
14 POSSIBLE COMBINATIONS

FOR A STYLE THAT RESEMBLES YOU, ALWAYS WITH CLASS!

1 Choose the seating and cushion fabric



2 Choose the seat back fabric



YOU CAN ALSO CHOOSE LEATHER FOR YOUR LIVING ROOM**



** Option

CRISTAL LIMITED EDITION EMOCUIR LEATHER UPHOLSTERY

Only available for models: Migrateur 64 LDF, Magister 70 LMF and 74 LMF, and Discover 71 LMF and 75 LMF.



COMFORT AND DESIGN

for your daily well-being.



TOUCHSCREEN-CONTROLLED HEATING FOR YOUR MOTORHOME

Touch screen-controlled heating for your motorhome Truma Combi Heating owes its success to the fact that it is compact, effective and reliable. It combines hot water and heating in a single piece of equipment. Every year, Truma redevelops its systems to remain the most innovative brand in Germany.

- Operates on gas and electricity (as an optional extra*).
- Air and water are heated with 97% efficiency using 1800W electric resistance heating.
- Collision sensor that cuts the gas in the event of an accident.
- Exists in two systems, Combi 4 E (4000 W), Combi 6 E (6000 W). The Truma EH makes it possible to use the heating on 220V.

*This season, this is provided as standard on the models CRISTAL Migrateur 64LDF, Magister 70LMF/74LMF and Discover 71LMF/75LMF.

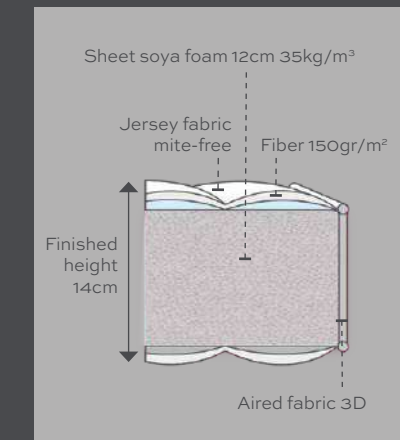


LUXURY BEDDING

Sleep is essential to your health and wellbeing, which is why we want you to be as comfortable as possible. All of our mattresses are made from 35kg/m² density soy-based Evoluflex foam and sit on a slat base.

BENEFITS :

- 12 cm highly durable foam panel
- 150 g/m² hypoallergenic fibre padding
- anti-acarid jersey equipment on both sides of the bed
- adapts to your morphology



STUNNING FURNITURE

















with spacious integrated storage solutions















CHOOSE the MOTORHOME that resembles you

COMPACT LOW-PROFILES HxL : 2,65 M** x 2,23 M

SPACIOUS LOW-PROFILES HxL : 2,75 M** x 2,34 M

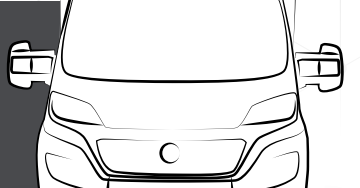
	<small>FLORIUM</small> BAXTER	<small>FLEURETTE</small> MIGRATEUR	<small>FLORIUM</small> MAYFLOWER	<small>FLEURETTE</small> MAGISTER
≤ 6,00 M	60 LG <small>P.10 / P.18</small> 			
≤ 6,50 M	64 LDF <small>Cristal Edition on Fleurette P.10 / P.18 / P.24</small> 			
≤ 7,00 M	65 LJG <small>STORAGE SPACE P.10 / P.18</small> 		67 LO <small>STORAGE SPACE P.12 / P.20</small> 	
			70 LMF <small>Cristal Edition on Fleurette Electric drop-down bed (optional extra) P.12 / P.20 / P.24</small> 	
			73 LJG <small>Electric drop-down bed (optional extra) STORAGE SPACE P.12 / P.20</small> 	
			74 LMF <small>Cristal Edition on Fleurette Electric drop-down bed (optional extra) STORAGE SPACE P.12 / P.20 / P.24</small> 	
≤ 7,50 M			74 LMC <small>Drop-down double bed as standard 5 travel places STORAGE SPACE P.12 / P.20</small> 	
≤ 8,00 M				

PREMIUM A-CLASSES HxL : 2,88 M*** x 2,30 M

	<small>FLORIUM</small> WINCESTER	<small>FLEURETTE</small> DISCOVER
≤ 6,00 M		
≤ 6,50 M		
≤ 7,00 M	69 LMC <small>P.14 / P.22</small> 	
	71 LMF <small>Cristal Edition on Fleurette P.14 / P.22 / P.24</small> 	
	74 LJG <small>STORAGE SPACE P.14 / P.22</small> 	
≤ 7,50 M	75 LMF <small>Cristal Edition on Fleurette STORAGE SPACE P.14 / P.22 / P.24</small> 	
	75 LOFT <small>P.14 / P.22</small> 	
≤ 8,00 M HEAVY VEHICLES	78 LMF <small>STORAGE SPACE P.14 / P.22</small> 	

COMPACT LOW-PROFILES

FLORIUM BAXTER FLEURETTE MIGRATEUR




2,65 m**

2,23 m

SPACIOUS LOW-PROFILES

FLORIUM MAYFLOWER FLEURETTE MAGISTER

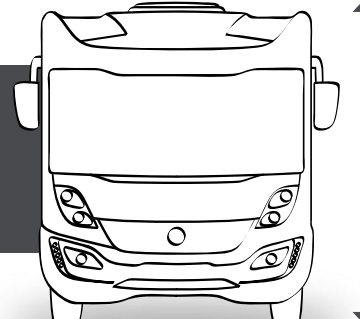


2,75 m**

2,34 m

PREMIUM A-CLASSES

FLORIUM WINCESTER FLEURETTE DISCOVER



2,88 m***

2,30 m

**With 15" rims, excluding fittings
***Excluding fittings

OUR PARTNER DEALERS

IN FRANCE:

- 06 Mistral Camping-Cars
- 11 TPL Narbonne
- 11 TPL Castelnaudary
- 13 TPL Aubagne
- 14 Horizon Caen
- 16 Remy Frères
- 17 L.D.L La Rochelle
- 18 Solyne
- 22 Jacqueline Plénée Jugon
- 26 Andrieux Camping-Cars
- 27 Horizon Evreux
- 29 Bonjour Caravaning
- 30 TPL Nîmes
- 31 TPL Toulouse
- 33 Horizon Bordeaux
- 33 Horizon Peujard
- 34 TPL Montpellier
- 35 YPOCAMP Ouest Evasion
- 37 Camping-Cars de Touraine
- 38 Alpes Evasion 38
- 39 Juraloisir
- 40 YPOCAMP Loisirs 40
- 42 Loisirs Concept
- 43 Velay loisirs
- 44 Caravaning Central Nantes
- 45 3CF Camping-Car Centre France
- 47 Loisiere Agen
- 50 Sosson Evasion
- 56 SLC 56
- 59 Lestringuez Seclin
- 59 Lestringuez Beauvois-en-Cambresis
- 60 CLC Wattellier Loisirs
- 62 Caravan'Or Béthunes
- 63 Evasion 63
- 65 ABC Idylcar Tarbes
- 67 Loisirs Camping-Cars
- 69 Camping-Car 69
- 72 Camping-cars du Mans
- 74 Isacar Loisirs
- 76 Caravane Service Jousse
- 80 Brousse Loisirs
- 84 TPL Sorgues
- 85 L.D.L Benet
- 85 L.D.L La Roche-sur-Yon
- 86 Vienne Aventure

ABROAD:

- Germany REISEMOBILE HARTMANN
- Belgium CAMPERDISIAC
- Belgium CTM MOTORHOMES Maldegem
- Belgium CTM MOTORHOMES Berlaar
- Spain NAUTICARAVAN
- Portugal VIDICAR
- United Kingdom HARBOR CREEK MOTORHOMES
- United Kingdom WANDAHOME SOUTH CAVE
- Switzerland GARAGE DU CHÂTEAU S.A



**JOIN THE
FLEURETTE CLUB**
www.fleurette-ccc.fr

EXCELLENT SERVICE QUALITY

for purchases made with complete peace of mind

FLEURETTE ASSISTANCE:

24 hours a day, 7 days a week, in France, abroad or at home, a team of trained on-line motorhome troubleshooting and assistance engineers are available to reassure you and assist you whatever happens.

Services free-of-charge in the 1st year for all new Fleurette* and Florium* motorhomes

To find out more about our assistance service, visit www.fleurette-florium.fr/en

WARRANTY AND SERVICES:



*After 12 months, you will be asked if you wish to continue the service
For more information, contact +33 3 29 29 85 85

STAY IN CONTACT



Route de Niort
85490 Benet - France

www.fleurette-florium.fr/en



Some models presented in this catalogue may be shown with optional equipment. Non-contractual photos: stylistic elements, décor and accessories not included. Since part of FLEURETTE CONSTRUCTEUR production is intended for export, the technical characteristics of the models may vary from one country to another; for an exact definition of the models marketed, please consult your dealer. FLEURETTE CONSTRUCTEUR reserves the right to make modifications to its models without notice. Despite the care taken in the production of this catalogue, it cannot be taken as a contractual document.

Weights and sizes: +/-5%